



Greendale's Budget Story

And the Need for Sustainable
Funding for Local Governments
in Wisconsin

February 6, 2023





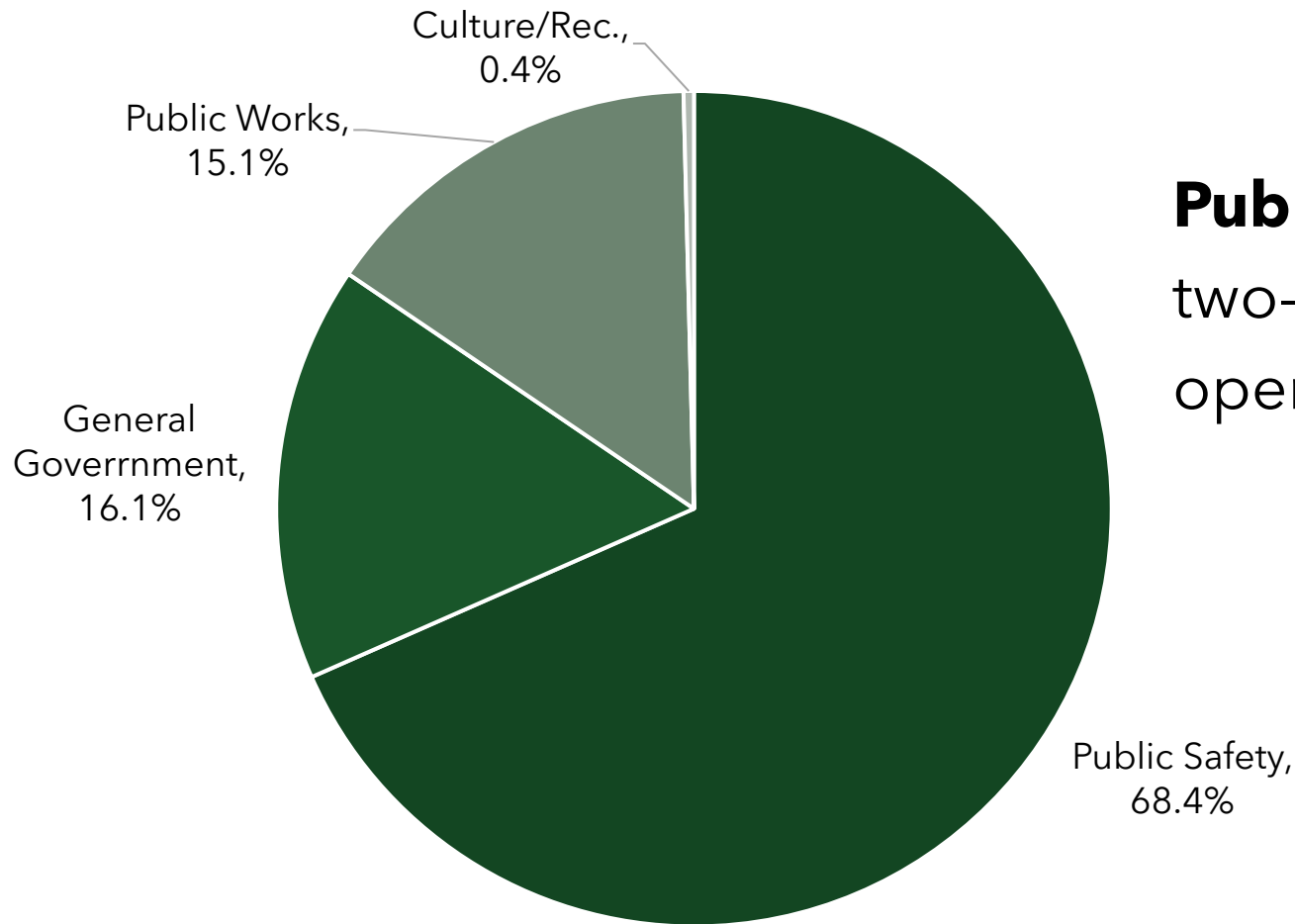
Village Overview



- 5.5 square miles
- Population: 14,652 (2021)
- 6,294 housing units
- Little-to-no buildable land remaining
- 13 new single-family homes built since 2012



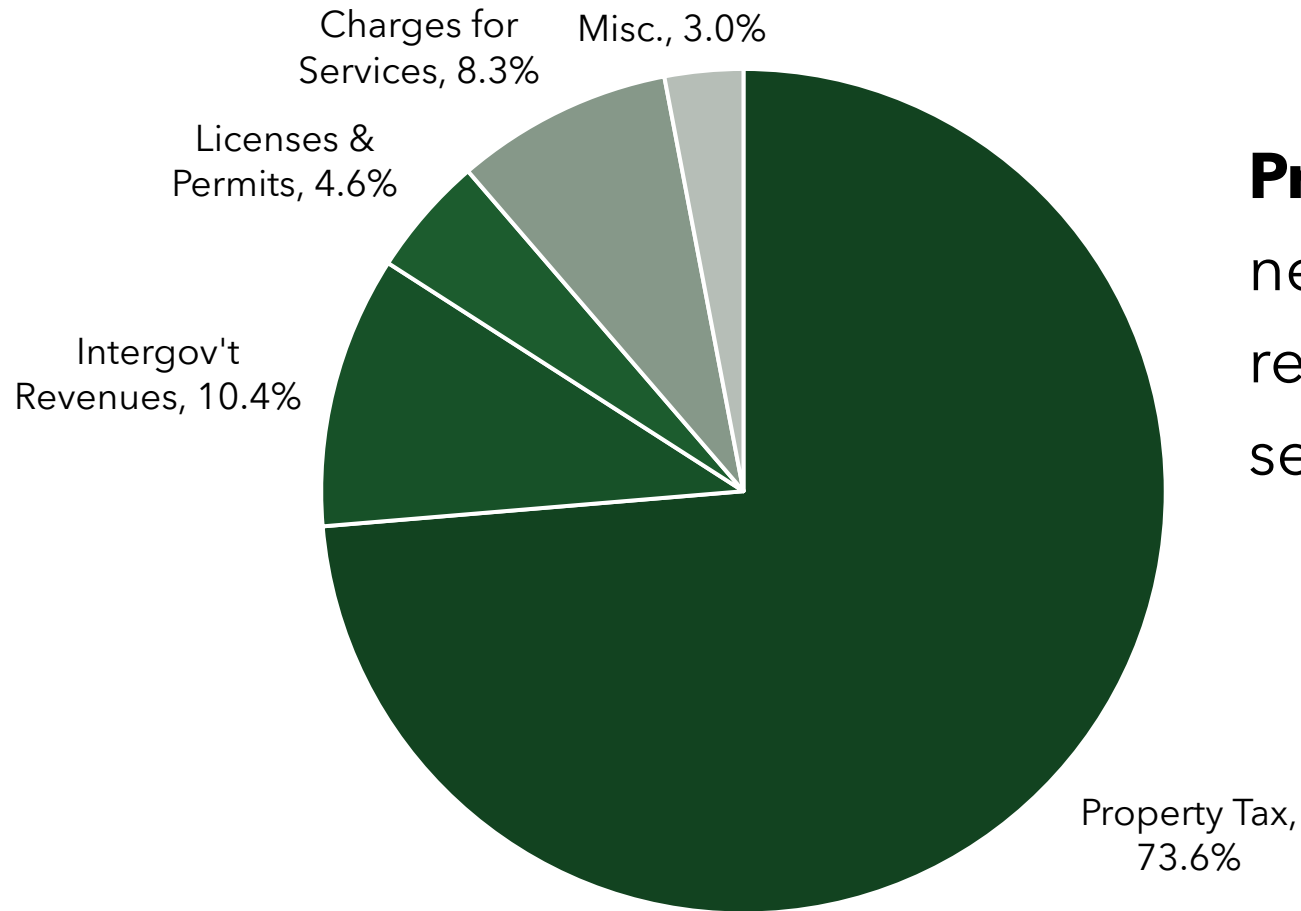
Village Operating Expenses



Public Safety accounts for over two-thirds of Greendale's operating expenditures.



Village Revenues Sources



Property Taxes account for nearly three-fourths of the revenues to fund Village services.



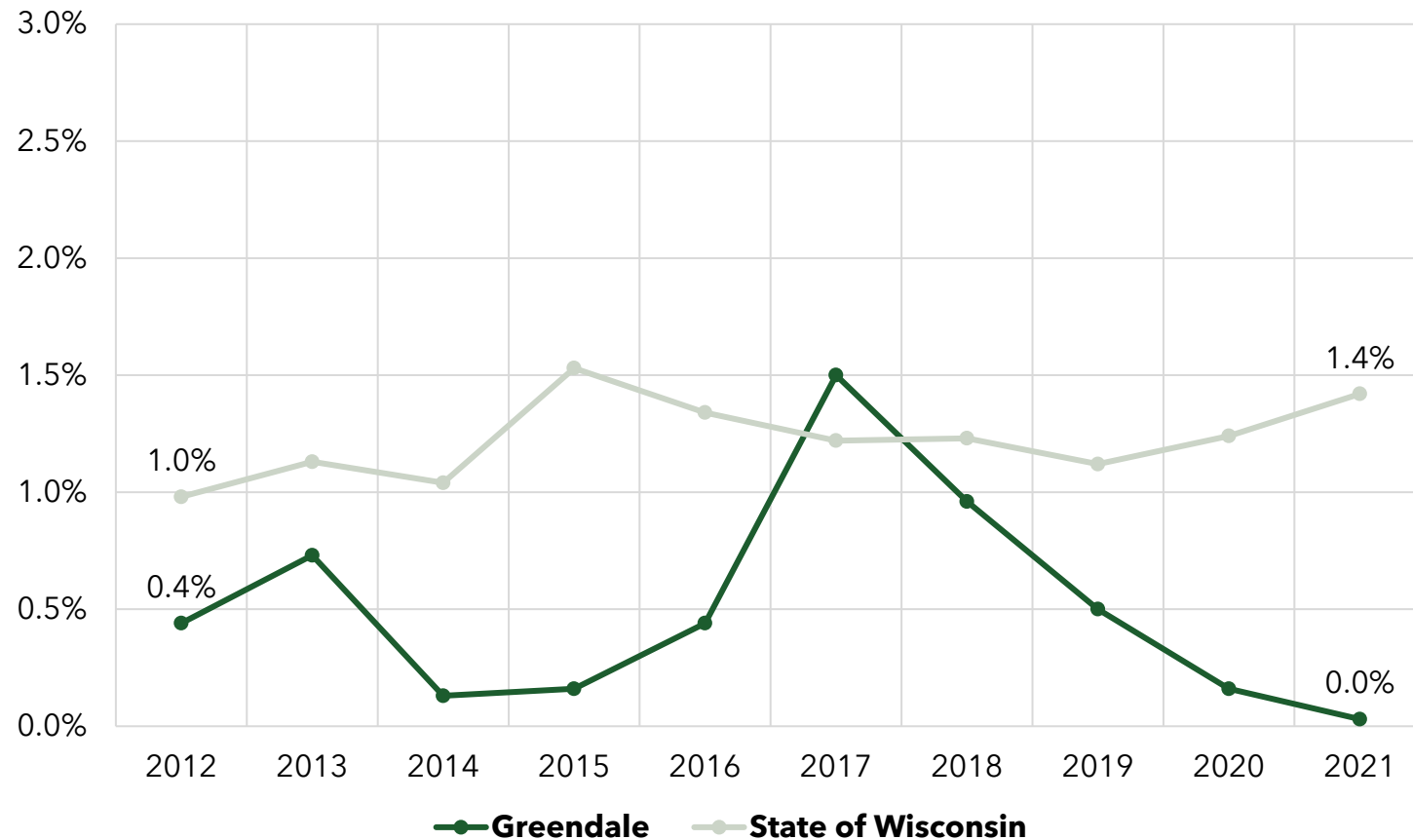
Property Tax Levy Limits

- **2006** - State of WI placed limits on increases in municipal property tax levies. The limits initially were linked to new construction, but a “floor” was established to allow increases of up to 2% if new construction did not reach that level. The floor varied from 2% to 3.86% between 2006 and 2010.
- **2011** - The minimums were removed, which in general froze municipal property taxes used for operations except for increases due to **new construction** or voter referenda.
 - This funding formula is *disastrous* for fully developed communities with little-to-no new construction, like Greendale.



Net New Construction

- Greendale's Net New Construction has been less than the statewide rate of Net New Construction for 9 of the past 10 years.





Greendale Property Tax Levy (2013-2022)

- Greendale's allowable property tax levy (non-debt service) has been below the rate of inflation for 8 of the past 10 years.

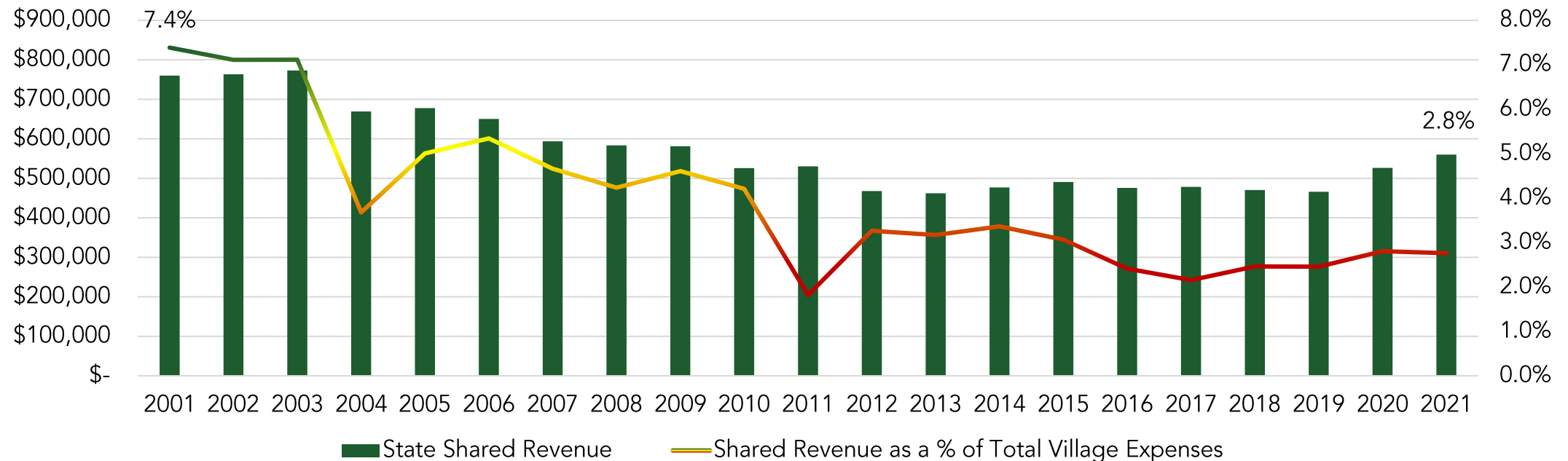
Tax Year	Tax Levy (Non-Debt)	Tax Levy Percent Change	CPI Percent Change	Diff.
2022	\$9,712,421	0.9%	6.5%	-5.6%
2021	\$9,624,621	1.3%	7.5%	-6.2%
2020	\$9,499,321	1.2%	1.1%	0.1%
2019	\$9,383,139	2.0%	2.3%	-0.3%
2018	\$9,195,785	-0.9%	1.3%	-2.2%
2017	\$9,277,455	0.9%	2.0%	-1.1%
2016	\$9,195,632	-2.7%	0.6%	-3.3%
2015	\$9,451,121	2.2%	-0.5%	2.7%
2014	\$9,246,371	0.0%	1.2%	-1.2%
2013	\$9,246,585	0.5%	1.8%	-1.3%



State Shared Revenue

- State Shared Revenues have decreased -26% since 2001, from \$760,083 in 2001 to \$560,064 in 2021. Over this period, the Village's total expenditures have increased 97%.

State Shared Revenues to Village of Greendale (2001-2021)

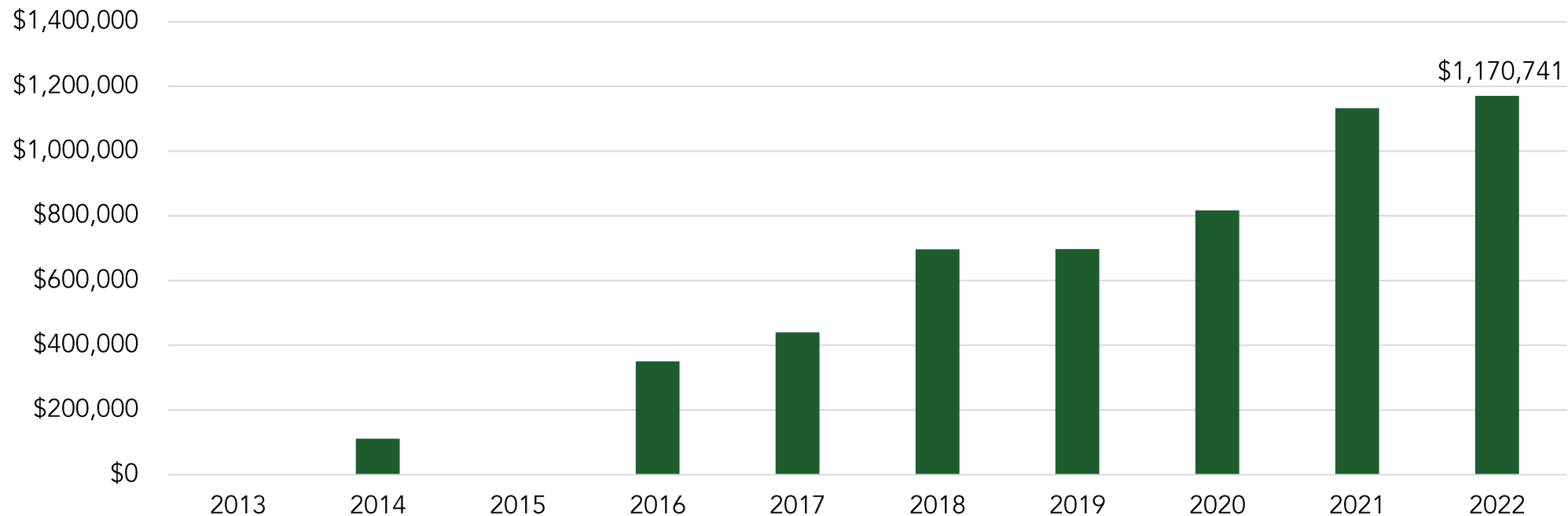




Growing Reliance on Debt

- Over the past 10 years, Greendale has become reliant on debt financing for capital expenditures, like roads, equipment and facility improvements. This trend shows no end in sight, unfortunately.

Taxes Levied for Debt Service (2013-2022)





Cost-Controlling Measures

- Greendale has made great strides to control costs and partner with other entities. Below are some of the measures Greendale has already taken:

- ✓ Closed Recycling Center on Tuesdays and Thursdays.
- ✓ Contract with Hales Corners to provide their emergency dispatch services.
- ✓ Eliminated two full-time Public Works positions.
- ✓ Combined SWAT Team with Hales Corners and Franklin Police Departments.
- ✓ Partner with Greendale School District on shared IT support agreement.
- ✓ Contract with State of Wisconsin for weights and measures inspections.
- ✓ Partner with Waukesha Educational Community Network for internet connection.
- ✓ Contract with Hales Corners to provide their building inspections services.
- ✓ Joined in Milwaukee County closest-unit EMS service agreement.
- ✓ Contract with West Allis for environmental health services.
- ✓ Partner with Greendale School District on fiber network infrastructure.
- ✓ Contract with Greendale School District to provide school resource police officers at schools.
- ✓ Contract with Root-Pike WIN for public outreach activities relating to DNR storm water permit.
- ✓ Partnered with Hales Corners Health Department on Community Alliance program.



Looming Issues

- The Village faces the following needs without the current financial flexibility to address them:
 - Five (5) additional firefighters/paramedics.
 - Rising wages to retain its workforce.
 - Keeping up with capital road, equipment and facility needs without overreliance on borrowing.
 - Need for new or replacement park amenities.
 - Declining grant funds for health and public safety services.
 - Need for a Case Worker Position.
 - Possible additional personnel needed after Southridge redevelopment.



Sustainable Funding Source Needed

- Greendale, along with other Wisconsin municipalities, need a funding system that provides the following:
 - ✓ Reduction in the overreliance on property taxes (and debt).
 - ✓ A sustainable, growing source of revenue for local government.
 - ✓ Increased state support for public safety.
 - ✓ A continuation of the state's growing investment in local transportation needs.
 - ✓ Diversification of local revenue sources.



Contact Information

**Jason Cyborowski,
Village President**

jcyborowski@greendale.org
414-406-3589
greendale.org

**Mike Hawes,
Village Manager**

mhawes@greendale.org
414-423-2100
greendale.org