

MINUTES OF MAY TERM, 2021

MONDAY THE 10<sup>TH</sup>

---

IN RE: OPEN COURT

Be it remembered that the Tipton County Legislative Body began and held a meeting in the Tipton County Justice Center in the town of Covington, Tennessee, on the second Monday of May, 2021, and the same being the 10<sup>th</sup> day of May, 2021, at 6:00 p.m. Present and presiding the Honorable Jeff Huffman, County Executive, with J.T. “Pancho” Chumley, Sheriff of said County, and Mary Gaither, County Clerk, and a quorum of the commissioners of said County to wit:

COMMISSIONERS PRESENT: 16

• DISTRICT 1	Shelia Barlow	Rusty Wooten
• DISTRICT 2	Thomas A. Dunavant	Michael W. Naifeh
• DISTRICT 3	Jeff Mason	Richard Kelley
• DISTRICT 4	Walker A. Adams	Stephen Shopher
• DISTRICT 5	Robert W. Wilson	Glenn Turner
• DISTRICT 6	James “Jimbo” Adkins	Michelle Smith
• DISTRICT 7	Harold “Poochie” Twisdale	Courtney Fee
• DISTRICT 8		
• DISTRICT 9	Jonathan Murphy	David Copeland

COMMISSIONERS ABSENT: 2

Chris Armstrong

Lamont Sneed

INVOCATION WAS GIVEN BY COMMISSIONER WILSON

PLEDGE TO THE FLAG OF THE UNITED STATES OF AMERICA WAS GIVEN BY THE MEMBERS OF THE TIPTON COUNTY LEGISLATIVE BODY LED BY COMMISSIONER DUNAVANT

MINUTES OF MAY TERM, 2021

MONDAY THE 10<sup>TH</sup>

---

**IN RE: MINUTES OF THE APRIL 2021 TERM APPROVED**

On motion by Commissioner Mason and seconded by Commissioner Turner  
it was ordered that the minutes of the April 2021 Term be approved.

SAID MOTION PASSED ON VOICE VOTE.

**IN RE: NOTARY PUBLICS ELECTED**

On motion by Commissioner Wilson and seconded by Commissioner Mason  
it was ordered that the following persons be elected as Notary Publics for the term  
prescribed by law:

EMERSON R ABLE III	TINA GRANDBERRY
KARA JOLLY BELL	LUREATHA HARRIS
RONALD D BOLING	CYNTHIA C HOWARD
LAURIE CHILDRESS	CAROLYN A JONES
CHERYL L COLSON	SONYA JONES
SHELBY COMBS	S NICHOLE LIGHTSEY
NORMA FAYNE DAVIS	APRIL D MASON
MARILYN DOUGLAS	LUELLA ROBINSON
TINA M ERWIN	

SAID MOTION PASSED ON VOICE VOTE.

## MINUTES OF MAY TERM, 2021

### MONDAY THE 10<sup>TH</sup>

---

#### **IN RE: RECOGNITION BY TIPTON COUNTY FIRE CHIEF JON PIERCEY**

*FF/AEMT Chris Allen*

*FF/AEMT Dylan Sykes*

*FF/AEMT Dwayne Cochran*

*FF/Medic Amy Geary*

Tipton County Fire Department and Priority Ambulance were dispatched to 2501 Glen Springs Rd on April 15<sup>th</sup>, 2021 @ approx. 5:30 PM for a male subject, not breathing. While in route, dispatch advised CPR instructions were being given and the patient was turning purple. Once TCFD Rescue 1 and Priority Tipton 5 arrived on scene, patient was found to have agonal respirations and was pulseless. CPR was initiated by responding crew members. Family stated that patient had been down for approx. 10 minutes. While CPR was being performed, IV access was established along with airway procedures. A status check revealed an organized rhythm on the monitor and strong pulse. Patient was transferred to ambulance stretcher for transport, with one Firefighter on board for assistance. Patient was transported and transferred to hospital staff with all signs of life regained. Patient has made a full recovery thanks to the actions performed by Tipton County Fire and Priority Ambulance crews

*Presented to all mentioned on May 10th, 2021 in front of the full County Commission by Chief Jon Piercey*

MINUTES OF MAY TERM, 2021

MONDAY THE 10<sup>TH</sup>

---

IN RE: FINANCE AND ADMINISTRATION COMMITTEE REPORT

On motion by Commissioner Fee and seconded by Commissioner Mason it was ordered that the following Finance and Administration Committee report be approved:

FINANCE AND ADMINISTRATION COMMITTEE REPORT

May 3, 2021 4:30 pm  
Tipton County Administration Building

Members Present:	Walker Adams Shelia Barlow David Copeland	Courtney Fee Jeff Mason Michael Naifeh	Lamont Sneed Glenn Turner
Members Absent:	Michelle Smith		
Also Present:	County Executive Jeff Huffman Sheriff Pancho Chumley & Staff School Superintendent John Combs School Finance Officer Peggy Murdock Finance Director W.T. Bailey		

Chairwoman Fee called the meeting to order.  
Commissioner Copeland opened the meeting with prayer.

A motion was made by Commissioner Naifeh and seconded by Commissioner Barlow that the Finance and Administration Committee recommend to the Full Legislative Body to approve the Board of Education’s budget amendments as presented for Funds 141, 142, and 143 for the month of May.  
Motion carried; none opposed.

A motion was made by Commissioner Adams and seconded by Commissioner Sneed that the Finance and Administration Committee recommend to the Full Legislative Body to approve the Sheriff’s office and Jail’s budget amendments for the month of May.  
Motion carried; none opposed.

A motion was made by Commissioner Copeland and seconded by Commissioner Turner that the Finance and Administration Committee recommend to the Full Legislative Body to approve the General Fund’s budget amendments as presented for the various departments in the month of May.  
Motion carried; none opposed.

A motion was made by Commissioner Mason and seconded by Commissioner Copeland that the Finance and Administration Committee adjourn at 5:50 p.m.  
Motion carried; none opposed.

---

Courtney Fee, Chairwoman

MINUTES OF MAY TERM, 2021

MONDAY THE 10<sup>TH</sup>

TIPTON COUNTY, TENNESSEE GENERAL PURPOSE SCHOOL FUND NO. 141 BUDGET AMENDMENTS FOR THE FISCAL YEAR ENDING JUNE 30, 2021											
ACCT. CODE	DESCRIPTION	APPROVED 2020 - 2021	Aug. 20 +	Oct. 20 +	Resolution Dec. 20 +	Jan. 21 +	Feb. 21 +	Mar. 21 +	ESSER 2.0 Apr. 21 +	May 21 +	REVISED 2020-2021
ESTIMATED REVENUE											
46000	STATE OF TENNESSEE										
46100	GENERAL GOVERNMENT GRANTS	-									
46175	ON-BEHALF CONTRIBUTION FOR OPER										
46500	REGULAR EDUCATION FUNDS										
46511	BASIC EDUCATION PROGRAM	62,650,000									62,650,000
46515	EARLY CHILDHOOD EDUCATION	1,133,000									1,133,000
46520	SCHOOL FOOD SERVICES	51,000									51,000
46530	ENERGY EFFICIENT SCHOOL INITIA	-									-
46550	DRIVER EDUCATION	-									-
46590	OTHER STATE EDUCATIONAL FUNDS	-									-
46610	CAREER LADDER PROGRAM	340,000		308,000						297,800	945,800
46612	CAREER LADDER - EXTENDED CONTRACT	185,000									185,000
46640	VOCATIONAL EQUIPMENT	-									-
46790	OTHER VOCATIONAL	-									-
46800	OTHER STATE REVENUE	-									-
46850	MIX DRINK TAX	-									-
46852	STATE REVENUE SHARING - TELECOMMUNICA	5,000									5,000
46980	OTHER STATE GRANTS	446,000				39,967	8,000				493,967
46990	OTHER STATE REVENUES	-									-
TOTAL STATE OF TENNESSEE											
		64,810,000	-	308,000	-	39,967	8,000	-		297,800	65,463,767
FEDERAL GOVERNMENT											
47000	FEDERAL THROUGH STATE										
47100	USDA - OTHER	30,000				976,742					1,006,742
47143	EDUCATION OF THE HANDICAPPED ACT	25,000									25,000
47146	ENGLISH LANGUAGE ACQUISITION GRANTS	-									-
47240	MEDICAID	10,000									10,000
47390	OTHER FEDERAL THROUGH STATE	-									-
47600	DIRECT FEDERAL REVENUE	-									-
47630	PUBLIC LAW-MAINT. & OPERATION	-									-
47801	COVID-19 GRANT #6	-									-
TOTAL FEDERAL GOVERNMENT											
		65,000	660,000	-	-	976,742	-	-		27,500	1,729,242
TOTAL ESTIMATED REVENUE & OTHER SOURCES											
		83,517,000	660,000	308,000	-	1,016,709	8,000	-	4,000,000	325,300	89,835,009
ESTIMATED EXPENDITURES											

MINUTES OF MAY TERM, 2021

MONDAY THE 10<sup>TH</sup>

INSTRUCTION									
71000	REGULAR INSTRUCTION								
71100	TEACHERS	28,000,000	(17,078)	9,070	(142,000)	32,800	27,882,792		
116	CAREER LADDER PROGRAM	80,000				(8,000)	72,000		
117	HOMEBOUND TEACHER	170,000					170,000		
128	EDUCATIONAL ASSISTANTS	900,000				75,000	975,000		
163	BONUS PAYMENTS	-	562,000		290,000	(6,000)	846,000		
188	OTHER SALARIES AND WAGES	215,000					215,000		
189	NON-CERTIFIED SUBSTITUTE TEACHERS	-					-		
198	SOCIAL SECURITY	1,770,000	34,844	555		(31,000)	1,774,399		
201	STATE RETIREMENT	2,940,000	53,127	909		(150,500)	2,843,536		
204	MEDICAL INSURANCE	4,765,000					4,765,000		
207	UNEMPLOYMENT COMPENSATION	50,000				(16,000)	34,000		
210	EMPLOYER MEDICARE LIABILITY	410,000	8,150	130		4,000	422,280		
212	RETIREMENT - HYBRID STABILIZATION	115,000	2,853	123		22,500	140,476		
217	OTHER FRINGE BENEFITS/HS	3,000					3,000		
299	TRAVEL	27,000				(15,000)	12,000		
355	OTHER CONTRACTED SERVICES	800,000					800,000		
399	INSTRUCTIONAL SUPPLIES	350,000		21,489	(300,000)		371,489		
429	TEXTBOOKS	655,400				(30,000)	325,400		
449	OTHER SUPPLIES & MATERIALS	350,000				88,920	438,920		
499	IN-SERVICE/STAFF DEVELOPMENT	2,000					2,000		
524	FEE WAIVER	130,000				(20,000)	110,000		
535	OTHER CHARGES	-					-		
599	REGULAR INSTRUCTIONAL EQUIPMENT	50,000	2,000,000	983,638			3,033,638		
722	TOTAL REGULAR INSTRUCTION	41,782,400	2,000,000	-	643,896	1,015,914	-	(152,000)	(53,280)
									45,236,930
ALTERNATIVE SCHOOL									
71150	TEACHERS	580,000				(5,000)	575,000		
116	CAREER LADDER PROGRAM	5,000					5,000		
117	CLERICAL PERSONNEL	33,000					33,000		
162	BONUS PAYMENTS	-	10,250		6300		16,550		
188	OTHER SALARIES & WAGES	120,000					120,000		
189	SOCIAL SECURITY	46,000	636			46,636			
201	STATE RETIREMENT	72,000	935			72,935			
204	MEDICAL INSURANCE	120,000				1,000	121,000		
207	UNEMPLOYMENT COMPENSATION	2,000					2,000		
210	EMPLOYER MEDICARE LIABILITY	10,000	149				10,149		
212	TRAVEL	2,000				(3,300)	2,000		
355	OTHER CONTRACTED SERVICES	20,000					16,700		
399	OTHER SUPPLIES & MATERIALS	4,000					4,000		
499	REGULAR INSTRUCTIONAL EQUIPMENT	3,000					3,300		
722	TOTAL ALTERNATIVE SCHOOL	1,017,000	-	11,970	-	6,300	(4,000)		1,031,270
71200	SPECIAL EDUCATION PROGRAM								
116	TEACHERS	4,250,000	(16,000)		(50,000)	(96,800)	4,087,200		

MINUTES OF MAY TERM, 2021

MONDAY THE 10<sup>TH</sup>

117	CAREER LADDER PROGRAM	17,000					17,000
128	HOMEBOUND TEACHER	55,000					55,000
163	EDUCATIONAL ASSISTANTS	970,000					970,000
171	SPEECH PATHOLOGIST	776,000					776,000
188	BONUS PAYMENTS	-					-
189	OTHER SALARIES & WAGES	-	166,000			71,000	(4,200)
198	NON-CERTIFIED SUBSTITUTE TEACHERS	-					-
201	SOCIAL SECURITY	358,000	10,292			(12,000)	356,292
204	STATE RETIREMENT	550,000	12,696			(20,000)	542,696
207	MEDICAL INSURANCE	1,102,000				33,000	1,135,000
210	UNEMPLOYMENT COMPENSATION	9,000					9,000
212	EMPLOYER MEDICARE LIABILITY	89,500				(7,000)	84,907
217	RETIREMENT - HYBRID STABILIZATION	21,000	2,407			1,000	22,407
299	OTHER FRINGE BENEFITS/HS	1,000	400				1,000
336	MAINTENANCE AND REPAIR SERVICES	-					-
355	TRAVEL	-					-
370	CONTRACTS FOR SUBSTITUTE TEACHERS	60,000				(10,000)	50,000
399	OTHER CONTRACTED SERVICES	-		16,000			16,000
429	INSTRUCTIONAL SUPPLIES	60,000				30,000	90,000
499	OTHER SUPPLIES AND MATERIALS	3,000					3,000
599	OTHER CHARGES	4,000					4,000
725	SPECIAL EDUCATION EQUIPMENT	19,000				3,000	22,000
TOTAL EDUCATION OF THE HANDICAPPED		8,344,500	-	191,795	-	21,000	(83,000)
VOCATIONAL EDUCATION							8,474,295
71300	TEACHERS	1,756,000					1,753,000
116	CAREER LADDER PROGRAM	6,000				(1,000)	5,000
188	BONUS PAYMENTS	-	30,500			17,000	47,500
189	OTHER SALARIES & WAGES	30,000				(4,000)	26,000
198	NON-CERTIFIED SUBSTITUTE TEACHERS	-					-
201	SOCIAL SECURITY	113,000	1,892			(3,000)	111,892
204	STATE RETIREMENT	190,000	3,016			(7,000)	186,016
207	MEDICAL INSURANCE	290,000				10,000	300,000
210	UNEMPLOYMENT COMPENSATION	4,000					4,000
212	EMPLOYER MEDICARE LIABILITY	27,000	442				27,442
217	RETIREMENT - HYBRID STABILIZATION	5,000	79			3,000	8,079
335	TRAVEL	-					-
399	OTHER CONTRACTED SERVICES	60,000					60,000
429	INSTRUCTIONAL SUPPLIES	70,000					70,000
449	TEXTBOOKS	10,000					10,000
524	INSERVICE/STAFF DEVELOPMENT	-					-
730	VOCATIONAL INSTRUCTION EQUIPMENT	30,000					30,000
TOTAL VOCATIONAL EDUCATION		2,591,000	-	35,929	-	17,000	(5,000)
ADULT EDUCATION PROGRAM							2,638,929
71600	TEACHERS	55,800					40,300
188	BONUS PAYMENTS	-	750		(15,000)	300	1,050







MINUTES OF MAY TERM, 2021

MONDAY THE 10<sup>TH</sup>

309	CONTRACTS W/GOVERNMENT AGENCY	154,000	188,570			(5,000)	337,570
322	EVALUATION & TESTING	230,000					230,000
355	TRAVEL	15,000				5,000	20,000
399	OTHER CONTRACTED SERVICES	1,000				1,000	2,000
499	OTHER SUPPLIES & MATERIALS	1,000				1,000	1,000
790	OTHER EQUIPMENT	-	69,160			28,300	97,460
	TOTAL OTHER STUDENT SUPPORT	1,923,000	257,730	22,406	-	(30,700)	2,183,436
72210	REGULAR INSTRUCTION PROGRAM						
105	SUPERVISOR/DIRECTOR	660,000			(4,000)	(9,000)	647,000
117	CAREER LADDER PROGRAM	13,000				(1,000)	12,000
129	LIBRARIANS	775,000					775,000
132	MATERIALS SUPERVISOR	10,000			(10,000)	-	-
162	CLERICAL PERSONNEL	15,000				15,000	55,500
188	BONUS PAYMENTS	-			22,000	30,270	
189	OTHER SALARIES AND WAGES	-	50,270	33,500		(20,000)	
198	NON-CERTIFIED SUBSTITUTE TEACHERS	-					
201	SOCIAL SECURITY	90,000		2,077	1,400	-	93,477
204	STATE RETIREMENT	148,000		3,342	2,250	10,000	163,592
207	MEDICAL INSURANCE	223,000					223,000
210	UNEMPLOYMENT COMPENSATION	2,000				2,000	
212	EMPLOYER MEDICARE LIABILITY	21,000		486	350	21,836	3,060
217	RETIREMENT - HYBRID STABILIZATION	3,000		60		(10,000)	20,000
355	TRAVEL	30,000				8,000	50,000
399	OTHER CONTRACTED SERVICES	8,000				7,000	
432	LIBRARY BOOKS	50,000				(3,000)	
499	OTHER SUPPLIES & MATERIALS	10,000				(5,000)	5,000
524	INSERVICE/STAFF DEVELOPMENT	10,000					
	TOTAL REGULAR INSTRUCTION PROGRAM	2,068,000	50,270	39,465	-	12,000	2,131,735
72220	SPECIAL EDUCATION PROGRAM						
105	SUPERVISOR/DIRECTOR	176,000					176,000
117	CAREER LADDER PROGRAM	1,000				1,000	
124	PSYCHOLOGICAL PERSONNEL	165,000				25,000	165,000
131	MEDICAL PERSONNEL	25,000				91,000	
162	CLERICAL PERSONNEL	111,000			(20,000)	13,300	32,496
188	BONUS PAYMENTS	-		8,000	5,300	43,651	
201	SOCIAL SECURITY	32,000		496		13,300	
204	STATE RETIREMENT	43,000		651		32,496	
207	MEDICAL INSURANCE	59,000				54,000	
210	UNEMPLOYMENT COMPENSATION	500				500	
212	EMPLOYER MEDICARE LIABILITY	7,500		116		7,616	
217	RETIREMENT - HYBRID STABILIZATION	2,100		40		2,140	
299	OTHER FRINGE BENEFITS/HS	500				500	
348	POSTAL CHARGES	1,000				1,000	
355	TRAVEL	15,000				(5,000)	10,000
524	IN-SERVICE/STAFF DEVELOPMENT	10,000				(3,000)	7,000

MINUTES OF MAY TERM, 2021

MONDAY THE 10<sup>TH</sup>

599	OTHER CHARGES	1,000					1,000
TOTAL SPECIAL EDUCATION PROGRAM							
72250	TECHNOLOGY	640,600	-	9,303	-	(14,700)	631,203
105	SUPERVISOR/DIRECTOR	-					-
120	INSTRUCTIONAL COMPUTER PERSONNEL	-					-
121	DATA PROCESSING PERSONNEL	291,000					291,000
138	COMPUTER PROGRAMMERS	-					-
188	BONUS PAYMENTS	-		4,250			4,250
201	SOCIAL SECURITY	18,000		264		2,600	18,264
204	STATE RETIREMENT	19,000		266			19,266
207	MEDICAL INSURANCE	42,000					42,000
210	UNEMPLOYMENT COMPENSATION	500					500
212	EMPLOYER MEDICARE LIABILITY	4,000		62			4,062
299	OTHER FRINGE BENEFITS/HS	500					500
350	INTERNET CONNECTIVITY	100,000				20,000	120,000
355	TRAVEL	9,000				(8,000)	1,000
399	OTHER CONTRACTED SERVICES	113,000					113,000
470	CABLING	17,000					17,000
471	SOFTWARE	100,000					100,000
499	OTHER SUPPLIES & MATERIALS	10,000				8,000	10,000
790	OTHER EQUIPMENT	190,000					190,000
TOTAL TECHNOLOGY		914,000	-	4,842	-	2,600	921,442
72310	BOARD OF EDUCATION						
191	BOARD & COMMITTEE MEMBERS FEES	25,000					25,000
201	SOCIAL SECURITY	2,000					2,000
206	LIFE INSURANCE	40,000					40,000
210	UNEMPLOYMENT COMPENSATION	-					-
212	EMPLOYER MEDICARE LIABILITY	500					500
305	AUDIT SERVICES	47,000					47,000
320	DUES & MEMBERSHIPS	20,000					20,000
331	LEGAL SERVICES	100,000					100,000
355	TRAVEL	20,000					20,000
506	LIABILITY INSURANCE	288,000					288,000
510	TRUSTEES COMMISSION	420,000					420,000
TOTAL BOARD OF EDUCATION		962,500	-	-	-	(11,690)	900,810
72410	OFFICE OF PRINCIPAL						
104	PRINCIPALS	1,250,000				(3,000)	1,239,000
117	CAREER LADDER PROGRAM	10,000					10,000
139	ASSISTANT PRINCIPALS	2,270,000					2,270,000
161	SECRETARY(S)	1,250,000					1,250,000
188	BONUS PAYMENTS	-		78,500		47,000	125,500
201	SOCIAL SECURITY	290,000		4,867		2,900	297,767
204	STATE RETIREMENT	455,000		6,402		1,000	462,402

MINUTES OF MAY TERM, 2021

MONDAY THE 10<sup>TH</sup>

207	MEDICAL INSURANCE	700,000	1,139		8,000	709,139
210	UNEMPLOYMENT COMPENSATION	10,000				10,000
212	EMPLOYER MEDICARE LIABILITY	69,000	1,160			70,160
299	OTHER FRINGE BENEFITS/HS	1,000				1,000
355	TRAVEL	35,000				35,000
399	OTHER CONTRACTED SERVICES	5,000				5,000
435	OFFICE SUPPLIES	5,000				5,000
499	OTHER SUPPLIES & MATERIALS	2,000				2,000
524	INSERVICE/STAFF DEVELOPMENT	3,000				3,000
	TOTAL OFFICE OF PRINCIPAL	6,355,000	92,068	-	47,200	6,494,968
72510	FISCAL SERVICES					
105	SUPERVISOR/DIRECTOR	96,000				96,000
119	ACCOUNTANTS/BOOKKEEPERS	180,000				187,000
161	SECRETARY(S)	125,000			(3,750)	121,250
188	BONUS PAYMENTS	-	6,250			10,000
201	SOCIAL SECURITY	-	388			24,388
204	STATE RETIREMENT	24,000	366			25,366
207	MEDICAL INSURANCE	25,000			(5,000)	45,000
210	UNEMPLOYMENT COMPENSATION	50,000				1,000
212	EMPLOYER MEDICARE LIABILITY	1,000	91			6,091
299	OTHER FRINGE BENEFITS/HS	6,000				-
355	TRAVEL	-				6,000
399	OTHER CONTRACTED SERVICES	40,000				40,000
435	OFFICE SUPPLIES	15,000				15,000
701	ADMINISTRATION EQUIPMENT	10,000				10,000
	TOTAL FISCAL SERVICES	578,000	7,095	-	-	567,095
72610	PLANT OPERATIONS					
329	LAUNDRY SERVICE	10,000				10,000
399	OTHER CONTRACTED SERVICES	1,750,000			543,780	2,293,780
415	ELECTRICITY	1,750,000			(260,000)	1,490,000
434	NATURAL GAS	200,000			(20,000)	180,000
454	WATER & SEWER	275,000			(40,000)	235,000
499	OTHER SUPPLIES & MATERIALS	1,000				1,000
502	BUILDING & CONTENTS INSURANCE	261,000			14,500	275,500
	TOTAL PLANT OPERATIONS	4,247,000	-	-	-	4,485,280
72620	MAINTENANCE OF PLANT					
105	SUPERVISOR/DIRECTOR	172,000				172,000
161	SECRETARY(S)	38,000				39,300
188	BONUS PAYMENTS	-	20,000		1,300	31,000
189	OTHER SALARIES & WAGES	890,000			11,000	899,000
201	SOCIAL SECURITY	69,000	1,240			70,240
204	STATE RETIREMENT	65,000	1,105			66,105
207	MEDICAL INSURANCE	190,000			20,000	210,000

MINUTES OF MAY TERM, 2021

MONDAY THE 10<sup>TH</sup>

210	UNEMPLOYMENT COMPENSATION	3,000				3,000
212	EMPLOYER MEDICARE LIABILITY	16,000				16,290
307	COMMUNICATION	10,000	290			10,000
336	MAINT. & REPAIR SERVICES-EQUIPMENT	15,000				15,000
399	OTHER CONTRACTED SERVICES	20,000				40,000
499	OTHER SUPPLIES & MATERIALS	230,000				235,000
599	OTHER CHARGES	5,000				(5,000)
717	MAINT. & EQUIPMENT REPLACEMENT	50,000				267,000
	TOTAL PLANT MAINTENANCE:	1,773,000	22,635	-	11,000	308,300
						2,114,935
72710	PUPIL TRANSPORTATION					
105	SUPERVISOR DIRECTOR(S)	134,500				134,500
142	MECHANIC(S)	520,000				540,000
146	BUS DRIVERS	1,930,000				1,795,700
162	CLERICAL	34,000		700		(135,000)
188	BONUS PAYMENTS	-	95,000			34,000
201	SOCIAL SECURITY	160,000		43	22,000	117,000
204	STATE RETIREMENT	129,800	5,800	37		165,933
207	MEDICAL INSURANCE	1,047,500	4,855			134,692
210	UNEMPLOYMENT COMPENSATION	10,000		7		957,500
212	EMPLOYER MEDICARE LIABILITY	37,000	1,378	8		10,007
217	RETIREMENT - HYBRID STABILIZATION	200				36,386
299	OTHER FRINGE BENEFITS/HS	1,000				200
307	COMMUNICATION	5,000				1,000
329	LAUNDRY SERVICE	10,000				5,000
338	MAINT. & REPAIR SERVICE-VEHICLES	100,000				10,000
355	TRAVEL	4,000				100,000
399	OTHER CONTRACTED SERVICES	120,000				4,000
425	GASOLINE	600,000				60,000
433	LUBRICANTS	30,000				(195,000)
450	TIRES	105,000				(5,000)
453	VEHICLE PARTS	325,000				25,000
499	OTHER SUPPLIES AND MATERIALS	25,000				85,000
511	VEHICLE & EQUIPMENT INS.	177,000				325,000
524	INSERVICE/STAFF DEVELOPMENT	1,000				25,000
599	OTHER CHARGES	4,000				184,300
729	TRANSPORTATION EQUIPMENT	556,000				7,200
						1,000
						4,000
						955,000
	TOTAL PUPIL TRANSPORTATION	6,066,000	107,123	795	22,000	39,200
						6,235,118
72901	COVID 19 EXPENDITURES					
358	REMITTANCE OF REVENUE COLLECTED	-	-	-	-	8,000
	TOTAL COVID 19 EXPENDITURES	-	-	-	-	8,000
						8,000
	TOTAL SUPPORT SERVICES	26,832,100	308,000	307,473	795	82,860
						454,080
						27,985,308
73000	OPERATION OF NON-INSTRUCTIONAL SERVICES					

MINUTES OF MAY TERM, 2021

MONDAY THE 10<sup>TH</sup>

73100 FOOD SERVICES									
105	SUPERVISOR/DIRECTOR	55,000							55,000
119	ACCOUNTANTS/BOOKKEEPERS	42,000							42,000
188	BONUS PAYMENTS	-	71,250		14,000				85,250
189	OTHER SALARIES & WAGES	-							-
201	SOCIAL SECURITY	6,000	4,418			2,000			12,418
204	STATE RETIREMENT	8,000	3,563						11,563
207	MEDICAL INSURANCE	21,000							21,000
210	UNEMPLOYMENT COMPENSATION	1,000							1,000
212	EMPLOYER MEDICARE LIABILITY	2,000	1,033						3,033
354	TRANSPORTATION-OTHER THAN STUDENT	40,000				(10,000)			30,000
355	TRAVEL	1,000							1,000
524	IN SERVICE/STAFF DEVELOPMENT	4,000							4,000
TOTAL FOOD SERVICES									
		180,000	-	80,264	-	-	14,000	(8,000)	266,264
73300 COMMUNITY SERVICE									
105	DIRECTOR	82,000							82,000
188	BONUS PAYMENTS	-	4,000		2,300				6,300
189	OTHER SALARIES	720,000							720,000
201	SOCIAL SECURITY	48,200	248		2,200	(5,000)			45,648
204	STATE RETIREMENT	24,800	411		(2,200)	5,000			28,011
207	MEDICAL INSURANCE	45,900							45,900
210	UNEMPLOYMENT COMPENSATION	5,200							5,200
212	EMPLOYER MEDICARE LIABILITY	10,800							10,800
217	RETIREMENT - HYBRID STABILIZATION	100	58						158
355	TRAVEL	7,000							7,000
399	OTHER CONTRACTED SERVICES	7,000							7,000
422	FOOD SUPPLIES	40,000							40,000
499	OTHER SUPPLIES & MATERIALS	26,000							26,000
790	OTHER EQUIPMENT	5,000							5,000
TOTAL COMMUNITY SERVICE									
		1,022,000	-	4,717	-	-	2,300	-	1,029,017
TOTAL OPERATION OF NON-INSTRUCTIONAL SERV.									
		1,202,000	-	84,981	-	-	16,300	(8,000)	1,295,281
73400 EARLY CHILDHOOD EDUCATION									
116	TEACHERS	550,000							549,150
163	EDUCATIONAL ASSISTANTS	240,000				(850)			238,000
188	BONUS PAYMENTS	-	20,000		8,200	(2,000)			28,200
189	OTHER SALARIES & WAGES	45,000							45,000
198	NON-CERTIFIED SUBSTITUTE TEACHER	-							-
201	SOCIAL SECURITY	50,000	1,240						51,240
204	STATE RETIREMENT	68,000	1,520						69,520
207	MEDICAL INSURANCE	182,000				2,000			184,000
210	UNEMPLOYMENT COMPENSATION	2,000							2,000
212	EMPLOYER MEDICARE LIABILITY	10,000	290			1,500			11,790
217	RETIREMENT - HYBRID STABILIZATION	3,000	60						3,060
355	TRAVEL	3,000				(2,500)			500



MINUTES OF MAY TERM, 2021

MONDAY THE 10<sup>TH</sup>

370	CONTRACTS FOR SUBSTITUTE TEACHERS	18,000								(1,000)	17,000
399	OTHER CONTRACTED SERVICES	-								-	-
429	INSTRUCTIONAL SUPPLIES	10,000								2,000	12,000
524	IN SERVICE/STAFF DEVELOPMENT	-								-	-
599	OTHER CHARGES	-								-	-
790	OTHER EQUIPMENT	-								-	-
TOTAL EARLY CHILDHOOD EDUCATION											
		1,181,000	-	23,110	-	-	8,200		(850)	1,211,460	
73901	COVID 19 EXPENDITURES	-	-	-	-	-	-	-	-	-	-
358	REMITTANCE OF REVENUE COLLECTED	-	-	-	-	-	-	-	-	850	850
TOTAL COVID 19 EXPENDITURES											
		-	-	-	-	-	-	-	-	850	850
CAPITAL OUTLAY											
76000	REGULAR CAPITAL OUTLAY	45,000								45,000	
76100	OTHER SALARIES & WAGES	4,000								(200)	3,800
189	SOCIAL SECURITY	500								500	500
204	STATE RETIREMENT	200								200	200
210	UNEMPLOYMENT COMPENSATION	300								200	500
212	EMPLOYER MEDICARE LIABILITY	-								-	-
304	ARCHITECTS	-								-	-
321	ENGINEERING SERVICES	-								-	-
707	BUILDING IMPROVEMENT	183,000								-	-
TOTAL CAPITAL OUTLAY											
		233,000	-	-	-	-	-	-	-	233,000	
TOTAL ESTIMATED EXPENDITURES & OTHER USES											
		83,439,000	2,000,000	308,000	1,300,000	1,016,709	8,000	-	4,000,000	325,300	92,397,009
EXCESS OF ESTIMATED REVENUE OVER (UNDER) ESTIMATED EXPENDITURES											
		78,000	(1,340,000)	-	(1,300,000)	-	-	-	-	-	(2,562,000)
ESTIMATED BEGINNING FUND BALANCE - JULY 1											
		18,797,227	18,875,227	17,535,227	17,535,227	16,235,227	16,235,227	16,235,227	16,235,227	16,235,227	18,797,227
ESTIMATED ENDING FUND BALANCE - JUNE 30											
		18,875,227	17,535,227	17,535,227	16,235,227	16,235,227	16,235,227	16,235,227	16,235,227	16,235,227	16,235,227



MINUTES OF MAY TERM, 2021

MONDAY THE 10<sup>TH</sup>

TIPTON COUNTY, TENNESSEE SCHOOL FEDERAL PROJECTS FUND NO. 142 BUDGET AMENDMENTS FOR THE YEAR ENDING JUNE 30, 2021										
ACCT. NO.	DESCRIPTION	APPROVED 2020-2021	Aug. 20 +	Sept. 20 +	Oct. 20 +	Nov. 20 +	Apr. 21 +	ESSER 2.0 Apr. 21 +	May 21 +	REVISED 2020-2021
ESTIMATED REVENUE										
47000	FEDERAL GOVERNMENT									
47131	VOCATIONAL EDUCATION BASIC GRANTS	174,933.65		(13,239.83)	(20,182.00)		11,259.32			172,973.14
47141	TITLE I GRANTS LOCAL EDUCATION AGENCIES	2,396,907.00		445,444.35						2,822,169.35
47143	EDUCATION OF THE HANDICAPPED ACT	2,584,437.00		320,092.24	26,894.00					2,931,423.24
47145	SPECIAL EDUCATION PRESCHOOL GRANTS	124,366.00	20,000.00	15,963.24	331.00					160,660.24
47147	SAFE AND DRUG FREE SCHOOLS	-								0.00
47150	21st CENTURY COMMUNITY LEARNING CENTERS	358,920.00		349,251.36	418,939.69					418,939.69
47189	EISENHOWER PROFESSIONAL DEVELOPMENT	-	1,959,321.99		177.00					708,348.36
47301	ELEMENTARY AND SECONDARY SCHOOL EMERGENC	-		125,000.00						1,959,321.99
47303	LEA REOPENING & PROGRAMMIC SUPPORTS GRANT	-								125,000.00
47307	ESSER 2.0	-								
47590	OTHER FEDERAL THROUGH STATE	172,562.00		80,697.53	(1,609.00)			7,944,180.19		7,944,180.19
47801	COVID 19 GRANT #6	-							7,652.91	251,650.53
49800	TRANSFERS IN	-							7,652.91	7,652.91
	TOTAL ESTIMATED REVENUE & OTHER SOURCES	5,812,145.65	1,979,321.99	1,323,208.89	424,350.69	-	11,259.32	11,944,180.19	7,652.91	4,000,000.00
ESTIMATED EXPENDITURES										
71000	INSTRUCTION									
71100	REGULAR INSTRUCTION									
116	TEACHERS	652,977.00		41,364.00				53,640.00	(16,430.00)	731,551.00
163	EDUCATIONAL ASSISTANTS	156,685.00		(833.00)				29,120.00	12,930.00	197,902.00
189	OTHER SALARIES / WAGES	25,000.00	8850.00						13,025.00	46,875.00
198	NON-CERTIFIED SUBSTITUTE TEACHERS	-								0.00
201	SOCIAL SECURITY	52,379.00	550.00	3,107.00				5,133.00	806.25	61,975.25
204	STATE RETIREMENT	69,356.00	910.85	3,850.00				6,966.00	1,335.72	82,418.57
207	MEDICAL INSURANCE	127,225.00		(18,825.00)					3,500.00	117,900.00
210	UNEMPLOYMENT COMPENSATION	5,075.00	53.00	302.00	(0.08)			414.00	78.33	5,922.25
212	EMPLOYER MEDICARE LIABILITY	12,256.00	129.00	740.00				1,202.00	188.19	14,515.19
299	OTHER FRINGE BENEFITS	500.00								750.00
370	CONTRACTS FOR SUBS	38,374.00		50,961.00	35,613.00					124,948.00
399	OTHER CONTRACTED SERVICES	4,935.00	6,663.09	100,000.00	11,791.59		(20,000.00)	334,462.51	(1,075.74)	493,500.00
429	INSTRUCTIONAL SUPPLIES	65,000.00						219,952.20		219,952.20
430	TEXTBOOKS - ELECTRONIC	-	1,047,940.80				0.08	9,793.00	442,652.00	1,500,385.88
449	TEXTBOOKS - BOUND	-	223,635.00						(5,109.50)	218,525.50
471	SOFTWARE	-								0.00
499	OTHER SUPPLIES & MATERIALS	-								0.00
599	OTHER CHARGES	-								0.00
722	REGULAR INSTRUCTIONAL EQUIPMENT	79,796.95	513,469.00	160,241.28	14,511.00		35,762.05	1,036,735.00	(5,346.30)	1,835,168.98

MINUTES OF MAY TERM, 2021

MONDAY THE 10<sup>TH</sup>

TOTAL REGULAR INSTRUCTION									
71200		1,289,558.95	1,802,200.74	340,907.28	61,915.59	-	22,012.05	1,697,417.71	446,553.95
116	SPECIAL EDUCATION PROGRAM								5,660,566.27
163	TEACHERS	10,000.00				8,000.00	5,000.00		23,000.00
171	EDUCATIONAL ASSISTANTS	1,284,839.79						2,040.64	1,286,880.43
189	SPEECH PATHOLOGIST	-							0.00
201	OTHER SALARIES/WAGES	-		45,660.00	7,000.00	30,000.00			82,660.00
204	SOCIAL SECURITY	-		1,725.00				21.62	82,026.44
207	STATE RETIREMENT	80,279.82		2,834.51				74.23	67,650.73
210	MEDICAL INSURANCE	64,741.99			4,000.00	3,000.00		(14,112.28)	484,013.50
212	UNEMPLOYMENT COMPENSATION	491,125.78							7,934.64
299	EMPLOYER MEDICARE LIABILITY	7,769.04		165.60				5.06	19,180.44
312	OTHER FRINGE BENEFITS	18,775.18		400.20					500.00
370	CONTRACTS WITH PRIVATE AGENCIES	500.00							91,401.98
399	CONTRACTS FOR SUBS	20,000.00		60,000.00	11,401.98				20,000.00
429	OTHER CONTRACTED SERVICES	20,000.00			20,000.00	(23,000.00)	5,000.00		35,855.00
499	INSTRUCTIONAL SUPPLIES	33,855.00	18,500	9,453.24	11,331.00	(3,000.00)		77,070.00	137,168.55
599	OTHER SUPPLIES & MATERIALS	21,999.31	1500	124,486.77	(109,000.00)	(15,000.00)	25,000.00	1,815.00	37,986.77
725	SPECIAL EDUCATION EQUIPMENT	2,000.00							0.00
		-		91,390.16	(16,507.98)		5,000.00	6,500.00	86,382.18
	TOTAL EDUCATION OF THE HANDICAPPED	0.00							
		2,055,885.91	20,000.00	336,055.48	(62,775.00)	-	40,000.00	77,070.00	(3,655.73)
									2,462,580.66
71300	VOCATIONAL EDUCATION								
189	OTHER SALARIES & WAGES	44,534.46		(8,534.46)		(550.00)			35,450.00
201	SOCIAL SECURITY	2,713.00		(477.26)					2,235.74
204	STATE RETIREMENT	2,508.52		(1,195.27)		250.00			1,563.25
207	MEDICAL INSURANCE	6,723.00		1,048.60					7,771.60
210	UNEMPLOYMENT COMPENSATION	83.87		(12.32)		100.00			171.55
212	EMPLOYER MEDICARE LIABILITY	634.46		(111.68)		200.00			722.78
429	INSTRUCTIONAL SUPPLIES	6,214.47		(3,000.00)	10,000.00				13,214.47
730	VOCATIONAL INSTRUCTION EQUIPMENT	51,239.68		1,300.00	(10,000.00)		54,159.32		96,699.00
	TOTAL VOCATIONAL EDUCATION	114,651.46	-	(10,982.39)	-	-	54,159.32	-	157,828.39
71901	COVID 19 EXPENDITURES								
358	REMITTANCE OF REVENUE COLLECTED	-					5,969.27		5,969.27
	TOTAL COVID 19 EXPENDITURES	-					5,969.27		5,969.27
72120	HEALTH SERVICES								
131	MEDICAL PERSONNEL	-	-	-	-	-	-	-	-
169	PART TIME PERSONNEL	-	-	-	-	-	-	-	-
189	OTHER SALARIES & WAGES	-	-	-	-	-	-	-	-
201	SOCIAL SECURITY	-	-	-	-	-	-	-	-
204	STATE RETIREMENT	-	-	-	-	-	-	-	-
207	MEDICAL INSURANCE	-	-	-	-	-	-	-	-
210	UNEMPLOYMENT COMPENSATION	-	-	-	-	-	-	-	-

MINUTES OF MAY TERM, 2021

MONDAY THE 10<sup>TH</sup>

212	EMPLOYER MEDICARE LIABILITY	-							-
399	OTHER CONTRACTED SERVICES	33,000.00							33,000.00
	TOTAL HEALTH SERVICES	33,000.00	-	-	-	-	-	-	33,000.00
72130	OTHER STUDENT SUPPORT								
124	PSYCHOLOGICAL PERSONNEL	-							57,590.00
189	OTHER WAGES/SALARIES	57,590.00							3,575.00
201	SOCIAL SECURITY	3,575.00							5,920.00
204	STATE RETIREMENT	5,920.00							9,500.00
207	MEDICAL INSURANCE	10,236.00	(736.00)						350.00
210	UNEMPLOYMENT COMPENSATION	350.00							840.00
212	EMPLOYER MEDICARE LIABILITY	840.00							3,442.00
355	TRAVEL	36,085.00	(2,643.00)						0.00
399	OTHER CONTRACTED SERVICE	-							22,000.00
499	OTHER MATERIALS/SUPPLIES	9,500.00	2,000.00						12,702.75
524	INSERVICE/STAFF DEVELOPMENT	21,876.90	825.85						161,605.74
599	OTHER CHARGES	40,506.19	164,856.95	(19,782.40)					19,442.00
790	OTHER EQUIPMENT	-	1,712.00						17,730.00
	TOTAL OTHER STUDENT SUPPORT	186,479.09	166,015.80	(19,782.40)	-	(63,975.00)	28,230.00	-	296,967.49
72210	REGULAR INSTRUCTION PROGRAM								
105	SUPERVISOR/DIRECTOR	45,850.00							45,850.00
161	SECRETARY (S)	28,980.00							28,980.00
189	OTHER SALARIES & WAGES	807,800.00	118,773.00						1,002,373.00
201	SOCIAL SECURITY	54,733.37	7,366.63						66,806.00
204	STATE RETIREMENT	87,285.00	12,224.00						107,813.00
207	MEDICAL INSURANCE	125,478.00	(37,913.00)						87,565.00
210	UNEMPLOYMENT COMPENSATION	5,298.00	713.00						5,895.00
212	EMPLOYER MEDICARE LIABILITY	12,802.00	1,726.00						15,631.00
355	TRAVEL	2,750.00	(400.00)	(1,250.00)					1,100.00
370	CONTRACTS FOR SUBSTITUTE TEACHERS	9,135.00		(9,135.00)					0.00
399	OTHER CONTRACTED SERVICES	2,500.00	2,000.00						4,500.00
422	FOOD SUPPLIES	-							0.00
499	OTHER SUPPLIES & MATERIALS	11,957.00	3,673.74	(2,058.00)					13,572.74
524	INSERVICE/STAFF DEVELOPMENT	208,040.00	241,612.00	(35,826.50)					413,825.50
790	OTHER EQUIPMENT	15,000.00	127,746.80	(15,000.00)					130,471.80
	TOTAL REGULAR INSTRUCTION PROGRAM	1,417,608.37	477,522.17	(63,269.50)	-	2,725.00	36,477.00	53,320.00	1,924,383.04
72220	SUPPORT SERVICES								
124	PSYCHOLOGICAL PERSONNEL	27,273.00						966.12	28,239.12
131	MEDICAL PERSONNEL	141,460.00						2,602.98	144,062.98
162	CLERICAL PERSONNEL	27,744.00						1,439.04	29,183.04
169	PART TIME PERSONNEL	36,000.00							36,000.00
189	OTHER SALARIES & WAGES	-						0.00	0.00
201	SOCIAL SECURITY	14,413.57							14,413.57
204	STATE RETIREMENT	20,060.20						(12,979.68)	7,080.52

MINUTES OF MAY TERM, 2021

MONDAY THE 10<sup>TH</sup>

207	MEDICAL INSURANCE	25,000.00				7,971.54	32,971.54
210	UNEMPLOYMENT COMPENSATION	1,394.86					1,394.86
212	EMPLOYER MEDICARE LIABILITY	3,370.92					3,370.92
312	CONTRACTS WITH PRIVATE AGENCIES	80,000.00			(40,000.00)	(5,046.76)	34,953.24
330	OPERATING LEASE PAYMENT	78,000.00					78,000.00
399	OTHER CONTRACTED SERVICES	-					0.00
499	OTHER SUPPLIES & MATERIALS	-					0.00
524	INSERVICE/STAFF DEVELOPMENT	2,028.86		20,000.00			22,028.86
790	OTHER EQUIPMENT	-					0.00
	TOTAL SUPPORT SERVICES	456,745.41	-	20,000.00	(40,000.00)	(5,046.76)	431,698.65
72230	VOCATIONAL SUPPORT SERVICE						
355	ADMIN. TRAVEL	-					-
524	ADMIN. STAFF DEVELOPMENT	3,440.29	-	(440.29)	(2,900.00)		100.00
599	OTHER CHARGES	-					-
	TOTAL VOCATIONAL EDUCATION	3,440.29	-	(440.29)	(2,900.00)		100.00
72250	TECHNOLOGY						
470	CABLING	-	157,121.25			113,022.00	113,022.00
790	OTHER EQUIPMENT	-				889,922.00	547,169.30
	TOTAL TECHNOLOGY		157,121.25	-	-	1,002,944.00	660,191.30
72310	BOARD OF EDUCATION						
533	CRIMINAL INVESTIGATION						
	TOTAL BOARD OF EDUCATION	-	-	-	-	-	-
72410	OFFICE OF PRINCIPAL						
139	ASSISTANT PRINCIPAL	32,000.00				1,382.08	33,382.08
201	SOCIAL SECURITY	1,984.00				0.52	1,984.52
204	STATE RETIREMENT	3,200.00				228.38	3,428.38
207	MEDICAL INSURANCE	10,000.00					10,000.00
210	UNEMPLOYMENT COMPENSATION	192.00					192.00
212	EMPLOYER MEDICARE LIABILITY	464.00				12.22	476.22
	TOTAL OFFICE OF PRINCIPAL	47,840.00	-	-	-	1,623.20	49,463.20
72610	OPERATION OF PLANT						
399	OTHER CONTRACTED SERVICES	-					-
	TOTAL OPERATION OF PLANT	-	-	-	-		-
72620	MAINTENANCE OF PLANT						
189	OTHER WAGES AND SALARIES	-				18,750.00	18,750.00
201	SOCIAL SECURITY	-				1,162.00	1,162.00
204	STATE RETIREMENT	-				938.00	938.00



207	MEDICAL INSURANCE	-	-	-	4,500.00	4,500.00
210	UNEMPLOYMENT	-	-	-	94.00	94.00
212	EMPLOYER MEDICARE	-	-	-	272.00	272.00
499	OTHER SUPPLIES AND MATERIALS	-	-	-	2,016.00	2,016.00
	TOTAL MAINTENANCE OF PLANT	-	-	-	27,732.00	27,732.00
72710	SUPPORT SERVICE TRANSPORTATION					
146	BUS DRIVERS	35,000.00	-	-	40,722.00	13,248.00
189	OTHER SALARIES/WAGES	47,900.00	-	-	-	(5,032.58)
201	SOCIAL SECURITY	5,139.80	-	-	2,526.00	327.86
204	STATE RETIREMENT	4,145.00	-	-	2,037.00	(1,706.60)
210	UNEMPLOYMENT COMPENSATION	497.80	-	-	204.00	4,475.40
212	EMPLOYER MEDICARE	1,202.05	-	-	591.00	701.80
315	CONTRACTS WITH VEHICLE OWNERS	2,500.00	-	-	78.59	1,871.64
729	TRANSPORTATION EQUIPMENT	-	-	-	-	2,500.00
790	TRANSPORTATION EQUIPMENT	-	-	-	70,000.00	0.00
	TOTAL SUPPORT SERVICE TRANSPORTATION	96,384.65	-	-	46,080.00	6,915.27
72901	COVID 19 EXPENDITURES	-	-	-	-	219,379.92
358	REMITTANCE OF REVENUE COLLECTED	-	-	-	-	1,683.64
	TOTAL COVID 19 EXPENDITURES	-	-	-	-	1,683.64
73100	FOOD SERVICE					
165	CAFETERIA PERSONNEL	-	-	-	-	1,683.64
201	SOCIAL SECURITY	-	-	-	-	1,683.64
204	STATE RETIREMENT	-	-	-	-	83,475.00
210	UNEMPLOYMENT COMPENSATION	-	-	-	-	5,176.00
212	EMPLOYER MEDICARE	-	-	-	-	4,174.00
422	FOOD SUPPLIES	-	-	-	-	230.00
499	OTHER SUPPLIES AND MATERIALS	-	-	-	-	606.00
	TOTAL FOOD SERVICE	-	-	-	91,344.28	91,344.28
73300	OPERATION OF NON-INSTRUCTIONAL SERVICES					
105	SUPERVISOR/DIRECTOR	-	-	-	185,005.28	185,005.28
116	TEACHERS	-	-	-	-	-
189	OTHER SALARIES & WAGES	-	-	-	228,320.00	228,320.00
201	SOCIAL SECURITY	-	-	-	98,840.00	98,840.00
204	STATE RETIREMENT	-	-	-	20,283.92	20,283.92
210	UNEMPLOYMENT COMPENSATION	-	-	-	28,390.46	28,390.46
212	EMPLOYER MEDICARE	-	-	-	1,635.80	1,635.80
355	TRAVEL	-	-	-	4,743.82	4,743.82
399	OTHER CONTRACTED SERVICES	-	-	-	2,000.00	2,000.00
429	INSTRUCTIONAL SUPPLIES	-	-	-	22,099.95	22,099.95
499	OTHER SUPPLIES AND MATERIALS	-	-	-	500.00	500.00

Page 5

MINUTES OF MAY TERM, 2021

MONDAY THE 10<sup>TH</sup>

524	INSERVICE/STAFF DEVELOPMENT	-	-	-	1,000.00	-	-	-	1,000.00
599	OTHER CHARGES	-	-	-	10,000.00	-	-	-	10,000.00
790	OTHER EQUIPMENT	-	-	-	-	-	-	-	-
	TOTAL COMMUNITY SERVICE	-	-	-	417,813.95	-	-	-	417,813.95
76100	REGULAR CAPITAL OUTLAY	-	-	-	-	-	-	-	-
707	BUILDING IMPROVEMENTS	-	-	-	-	-	-	-	-
	TOTAL REGULAR CAPITAL OUTLAY	-	-	-	-	-	-	-	-
	TOTAL ESTIMATED EXPENDITURES	5,701,594.13	1,979,321.99	1,309,078.05	423,902.64	-	12,021.37	7,944,180.19	7,488.89
99100	TRANSFER OUT	-	-	-	-	-	-	-	-
504	INDIRECT COST	77,928.64	-	14,130.84	648.05	-	(762.05)	4,000,000.00	164.02
590	TRANSFER TO OTHER FUNDS	32,622.88	-	-	-	-	-	-	92,109.50
	TOTAL TRANSFER OUT	110,551.52	-	14,130.84	648.05	-	(762.05)	4,000,000.00	164.02
	TOTAL ESTIMATED EXPENDITURES & OTHER USES	5,812,145.65	1,979,321.99	1,323,208.89	424,550.69	-	11,259.32	11,944,180.19	7,652.91
	EXCESS OF ESTIMATED REVENUE OVER (UNDER) ESTIMATED EXPENDITURES	-	-	-	-	-	-	-	(0.00)
	ESTIMATED BEGINNING FUND BALANCE - JULY 1	200,000.00	200,000.00	200,000.00	200,000.00	200,000.00	200,000.00	200,000.00	200,000.00
	ESTIMATED ENDING FUND BALANCE - JUNE 30	200,000.00	200,000.00	200,000.00	200,000.00	200,000.00	200,000.00	200,000.00	200,000.00



MINUTES OF MAY TERM, 2021

MONDAY THE 10<sup>TH</sup>

TIPTON COUNTY, TENNESSEE CENTRAL CAFETERIA FUND NO.143 BUDGET AMENDMENTS FOR THE YEAR ENDING JUNE 30, 2021			
ACCT. NO.	DESCRIPTION	APPROVED 2020 - 2021	May 21 + REVISED 2020-2021
<u>ESTIMATED REVENUE</u>			
43000	<u>CHARGES FOR SERVICES</u>		
43521	LUNCH PAYMENTS-CHILDREN	1,265,000	1,265,000
43522	LUNCH PAYMENTS-ADULTS	65,000	65,000
43523	BREAKFAST	80,000	80,000
43525	ALA CARTE	265,000	265,000
43990	OTHER CHARGES FOR SERVICES	5,000	5,000
TOTAL CHARGES FOR SERVICES		1,680,000	1,680,000
<u>OTHER LOCAL REVENUE</u>			
44000	<u>INTEREST EARNED</u>	15,000	15,000
44110	MISCELLANEOUS REFUNDS	5,000	5,000
TOTAL OTHER CHARGES FOR SERVICES		20,000	20,000
<u>FEDERAL FUNDS RECEIVED THROUGH STATE</u>			
47000	<u>SECTION 4 - LUNCH</u>	2,500,000	2,500,000
47111	USDA - COMMODITIES	300,000	300,000
47112	BREAKFAST	800,000	800,000
47113	USDA - OTHER	450,000	450,000
47801	COVID 19 GRANT #6	-	15,300
TOTAL FED. FUNDS RECEIVED THROUGH STATE		4,050,000	4,065,300
TOTAL ESTIMATED REVENUE		5,750,000	5,765,300
<u>ESTIMATED EXPENDITURES</u>			
73000	<u>SUPPORT SERVICES</u>		
73100	FOOD SERVICES		
165	CAFETERIA PERSONNEL	1,750,000	1,750,000
189	OTHER SALARIES & WAGES	41,000	41,000
201	SOCIAL SECURITY	100,000	100,000
204	STATE RETIREMENT	90,000	90,000
207	MEDICAL INSURANCE	465,000	465,000
210	UNEMPLOYMENT COMPENSATION	10,000	10,000
212	EMPLOYER MEDICARE	25,000	25,000
355	TRAVEL	10,000	10,000
399	OTHER CONTRACTED SERVICES	80,000	80,000
422	FOOD SUPPLIES	2,500,000	2,500,000
451	UNIFORMS	15,000	15,000
469	USDA - COMMODITIES	300,000	300,000
499	OTHER SUPPLIES & MATERIALS	275,000	275,000
510	TRUSTEE'S COMMISSION	100	100
524	INSERVICE / STAFF DEVELOPMENT	4,900	4,900
710	FOOD SERVICE EQUIPMENT	84,000	84,000
TOTAL SUPPORT SERVICES		5,750,000	5,750,000
73901	COVID 19 EXPENDITURES		
358	REMITTANCE OF REVENUE	-	15,300
TOTAL COVID 19 EXPENDITURES		-	15,300
TOTAL ESTIMATED EXPENDITURES		5,750,000	5,765,300
EXCESS OF ESTIMATED REVENUE OVER (UNDER) ESTIMATED EXPENDITURES		-	-
ESTIMATED BEGINNING FUND BALANCE - JULY 1		2,532,463	2,532,463
ESTIMATED ENDING FUND BALANCE - JUNE 30		2,532,463	2,532,463

MINUTES OF MAY TERM, 2021

MONDAY THE 10<sup>TH</sup>

TIPTON COUNTY, TENNESSEE GENERAL FUND NO. 101 BUDGET AMENDMENTS FOR THE FISCAL YEAR ENDING JUNE 30, 2021									
ACCT. CODE	DESCRIPTION	ORIGINAL 2020 - 2021	Sep-20 +	Oct-20 +	Feb-21 +	Mar-21 +	Apr-21 +	May-21 +	REVISED 2020 - 2021
ESTIMATED REVENUE									
47100	FEDERAL THROUGH STATE	-	-	-	-	-	-	-	-
47114	USDA - OTHER (UT AG-TRAIN DEPOIT)	-	-	-	-	-	-	-	-
TOTAL FEDERAL GOVERNMENT		273,907	924,929	50,000	-	-	-	30,000	30,000
TOTAL FEDERAL GOVERNMENT									
49000	OTHER SOURCES (NON-REVENUE)	-	-	-	-	-	-	-	-
49700	INSURANCE RECOVERY	-	-	-	-	-	-	-	-
TOTAL OTHER SOURCES (NON-REVENUE)		-	-	-	-	-	-	-	-
TOTAL ESTIMATED REVENUE & OTHER SOURCE		20,833,217	924,929	131,695	23,000	-	-	39,713	21,952,554
ESTIMATED EXPENDITURES									
50000 GENERAL GOVERNMENT									
51730	BUILDINGS	5,000	-	-	-	-	-	(3,000)	2,000
707	BUILDING IMPROVEMENTS	3,500	-	-	-	-	-	3,000	6,500
717	MAINT. EQUIPMENT	-	-	-	-	-	-	-	-
TOTAL BUILDINGS		348,141	159,000	-	-	-	-	-	507,141
51900 OTHER GENERAL ADMINISTRATION - ADMIN. BUILDING									
347	PEST CONTROL	500	-	-	-	-	-	-	-
399	OTHER CONTRACTED SERVICES	50,000	-	-	-	-	-	400	900
TOTAL OTHER GENERAL ADMINISTRATION		116,250	(8,000)	-	-	-	-	-	108,250
52000 FINANCE									
52100	ACCOUNTING & BUDGETING	20,700	-	-	-	-	-	(1,700)	19,000
201	SOCIAL SECURITY	50,700	-	-	-	-	-	1,700	52,400
205	EMPLOYEE & DEPENDENT INSURANCE	-	-	-	-	-	-	-	-
TOTAL ACCOUNTING & BUDGETING		419,679	-	-	-	-	-	-	419,679
53300 GENERAL SESSIONS COURT									
201	SOCIAL SECURITY	17,500	-	-	-	-	-	(200)	17,300
204	STATE RETIREMENT	12,400	-	-	-	-	-	200	12,600
TOTAL GENERAL SESSIONS COURT		318,546	-	-	-	-	-	-	318,546

MINUTES OF MAY TERM, 2021

MONDAY THE 10<sup>TH</sup>

ACCT. CODE	DESCRIPTION	ORIGINAL 2020 - 2021	Sep-20 +	Oct-20 +	Feb-21 +	Mar-21 +	Apr-21 +	May-21 +	REVISED 2020 - 2021
53400	CHANCERY COURT								
201	SOCIAL SECURITY	20,800	(-)	(-)	(-)	(-)	(-)	(1,900)	18,900
205	EMPLOYEE & DEPENDENT INSURANCE	20,700						1,900	22,600
	TOTAL CHANCERY COURT	392,663	-	-	-	-	-	-	392,663
54000	PUBLIC SAFETY								
54110	SHERIFF'S DEPARTMENT								
106	DEPUTIES(35)(CORPORALS(5)	1,874,027			(4,000)			(31,200)	1,838,827
355	TRAVEL--SHERIFF	7,000						(4,000)	3,000
709	DATA PROCESSING EQUIPMENT	5,000						8,750	13,750
718	MOTOR VEHICLES	190,000			23,000			40,913	253,913
719	OFFICE EQUIPMENT	5,000						(4,750)	250
	TOTAL SHERIFF'S DEPARTMENT	6,431,947	(115,086)	237,995	23,000	-	-	9,713	6,587,569
54210	JAIL								
160	GUARDS(24)(CORPORALS(5)	1,172,950			(17,500)			(2,500)	1,152,950
337	MAINT & REPAIR-OFFICE EQUIPMENT	5,000						500	5,500
513	WORKMANS COMPENSATION	64,700						2,000	66,700
	TOTAL JAIL	3,297,474	-	-	-	-	-	-	3,297,474
54310	FIRE PREVENTION & CONTROL								
186	LONGEVITY PAY	-						300	300
205	EMPLOYEE & DEPENDENT INSURANCE	70,000						(300)	69,700
	TOTAL FIRE PREVENTION & CONTROL	1,108,929	-	-	-	-	-	-	1,108,929
55120	RABIES & ANIMAL CONTROL								
335	MAINTENANCE & REPAIR - BUILDING	1,000			9,000			5,000	15,000
399	OTHER CONTRACTED SERVICES - PUBLIC WC	360,000			(9,000)			(5,000)	346,000
	TOTAL RABIES & ANIMAL CONTROL	462,700	-	-	-	-	-	-	462,700
91190	OTHER GENERAL GOVERNMENT PROJECTS								
732	BUILDING PURCHASES / REMODEL - AG EXTE	100,000						30,000	130,000
	TOTAL OTHER GENERAL GOVERNMENT PROJE	1,337,858	-	-	-	-	-	-	1,367,858
	TOTAL ESTIMATED EXPENDITURES & TRANSFER	23,312,358	924,929	171,695	55,000	-	-	39,713	24,503,695
	EXCESS OF ESTIMATED REVENUE & TRANSFERS OVER (-) UNDER EST. EXPENDITURES & TRANSFE	(2,479,141)	-	(40,000)	(32,000)	-	-	-	(2,551,141)
	ESTIMATED BEGINNING FUND BALANCE - JULY 1	10,307,963	7,828,822	7,828,822	7,788,822	7,756,822	7,756,822	7,756,822	10,307,963
	ESTIMATED ENDING FUND BALANCE - JUNE 30	7,828,822	7,828,822	7,788,822	7,756,822	7,756,822	7,756,822	7,756,822	7,756,822

SAID MOTION PASSED ON VOICE VOTE.

# MINUTES OF MAY TERM, 2021

## MONDAY THE 10<sup>TH</sup>

---

### IN RE: REGIONAL SOLID WASTE REPORT

On motion by Commissioner Murphy and seconded by Commissioner Copeland it was ordered that the following Regional Solid Waste report be approved:

Solid Waste Board Meeting  
April 26, 2021

The Tipton County Solid Waste Board met on Thursday, March 19, 2020 at the Public Works Office in Brighton. The meeting was called to order at 10:30 a.m. by Director Shannon Reed. Members present were Harold Twisdale, Glenn Stringfellow, Jeff Mason, Lessie Fisher, and employee Lori Turner, Director Reed

The meeting was opened with prayer by Commissioner Harold Twisdale.

Director Reed reviewed the 2020 Solid Waste report.

A motion was made by Mr. Mason and seconded by Ms. Fisher to adopt the report.  
Motion carried, none opposed.

A motion was made by Mr. Mason and seconded by Mr. Stringfellow that the meeting be adjourned.  
Motion carried, none opposed.

The meeting adjourned at 11:00 a.m.

\_\_\_\_\_  
Shannon Reed, Chairman

MINUTES OF MAY TERM, 2021

MONDAY THE 10<sup>TH</sup>

TIPTON COUNTY SOLID WASTE 2020

Recycling

Company	Tonnage
Tipton County Solid Waste	1354.51
Walmart	728.54
Dollar General (All Locations)	385.12
Kroger (All Locations)	436.61
Unilever	1255.06
Mueller Fittings	1306.99
Advance Auto Parts	26.87
O'Reilly	72.86
Naifeh's (All Locations)	120
Home Depot	180.72
Munford Tire	
Cole's	13.41
Auto Zone (All Locations)	24.93
King Cotton	
Napa	7.8
Gateway (All Locations)	
Glass Tire	20.53
Raceway	29.6
Tops	671.5
Save-a-lot	44.17
Charms	283.13
Substainable Fiber Solutions	3193.88
Total Recycle	10156.23

Waste Diversion

Company	Tonnage
Tipton County Solid Waste	1367.31
Walmart	77.52
Kroger	45.23
Unilever	47972.57
Total Diversion	49462.63

Disposal

Landfill	Tonnage
Tipton County Class III/IV	4988.14
Blaylock Brown	4163
Northwest TN	0
North Shelby Class I	22834.28
ECM Ridgley	159.15
South Shelby Class I	8.91
Loudon County Landfill	7.09
Exported (Mississippi)	12,624.13
Total Disposal	44784.7

Total Waste Stream (Tipton County)	104403.56
Recycle+Diversion+Class III/IV	68770
Real Time Comparison % (Diversion)	65.87%
***GOAL - 25%	

SAID MOTION PASSED ON VOICE VOTE.



# MINUTES OF MAY TERM, 2021

## MONDAY THE 10<sup>TH</sup>

---

### IN RE: PUBLIC WORKS COMMITTEE REPORT

On motion by Commissioner Twisdale and seconded by Commissioner Adkins it was ordered that the following Public Works Committee report be approved:

May 3, 2021

The Tipton County Public Works Committee met in regular session on Monday, May 3, 2021 at the Emergency Management Building in Brighton. The meeting was called to order by Chairman Twisdale. Commissioners Harold Twisdale, Bob Wilson, Rusty Wooten, Tommy Dunavant, Jim Adkins, Richard Kelley, Jonathan Murphy, Chris Armstrong and Stephen Shopher were present. Director Shannon Reed and employee's Gary Jackson and Lori Turner were also present.

The meeting was opened with prayer by Commissioner Murphy.

Visitor's David Ashworth, Tricia Nichols, Ellery Nichols, Kelly Hamm, Donna Lindley, Ollie Wilson, Ben Blank, David Copeland and Van Bringle were present.

A motion was made by Commissioner Twisdale and seconded by Commissioner Murphy to take a 5-minute recess.  
Motion carried, none opposed.

A motion was made by Commissioner Shopher and seconded by Commissioner Armstrong to approve the minutes for the month of April.  
Motion passed, none opposed.

A motion was made by Commissioner Wilson and seconded by Commissioner Adkins and Commissioner Dunavant to approve the bills as reviewed for the month of April.  
Motion passed, none opposed.

A motion was made by Commissioner Adkins and seconded by Commissioner Kelley to set the speed limit on Faith Rd at 25 mph.  
Motion passed, none opposed.

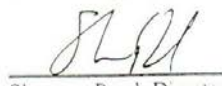
A motion was made by Commissioner Adkins and seconded by Commissioner Dunavant to set the speed limit on Hope Rd at 25 mph.  
Motion passed, none opposed.

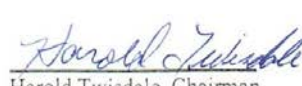
A motion was made by Commissioner Wooten and seconded by Commissioner Murphey to take the bids for Asphalt Cold Mix, Corrugated Metal Culverts, Creosote Treated Bridge Lumber, Limestone & Rip Rap, Pit-Run Mineral Aggregate, Roadway Striping and Asphalt Hot Mix under advisement until our next meeting on June 7, 2021.  
Motion passed, none opposed

A motion was made by Commissioner Shopher and seconded by Commissioner Murphy for the price of yearly permits to remain the same at \$35.00, one day permits to remain the same at \$5.00 and Commercial permits to remain the same at \$7.00 per yard. The new 2021/2022 permits will be available for purchase on May 17, 2021.  
Motion passed, none opposed.

A motion was made by Commissioner Dunavant and seconded by Commissioner Murphy to adjourn.  
Motion passed, none opposed.

The meeting adjourned at 7:30.

  
Shannon Reed, Director

  
Harold Twisdale, Chairman

SAID MOTION PASSED ON VOICE VOTE.



MINUTES OF MAY TERM, 2021

MONDAY THE 10<sup>TH</sup>

---

IN RE: GENERAL WELFARE COMMITTEE REPORT

On motion by Commissioner Wilson and seconded by Commissioner Wooten  
it was ordered that the following General Welfare Committee report be approved:

**GENERAL WELFARE COMMITTEE REPORT**  
May 10, 2021 5:00 pm  
Tipton County Justice Center – Covington, Tennessee


Members Present:	Rusty Wooten Tommy Dunavant Harold Twisdale	Stephen Shopher Bob Wilson James Adkins	Jonathan Murphy
Members Absent:	Richard Kelley Chris Armstrong		
Also Present:	County Executive Jeff Huffman County Fire Chief Jon Piercey Some members of the Finance and Administration Committee		

Chairman Bob Wilson called the meeting to order and established that a quorum was present.

The committee reviewed the Priority Ambulance Report for April 2021. A motion was made by Commissioner James Adkins and seconded by Commissioner Stephen Shopher to spread the report on the minutes.  
Motion carried; none opposed.

County Fire Chief Jon Piercey gave the committee a report on the status of the County Fire Department. After Chief Piercey’s report and a few questions from committee members, a motion was made by Commissioner Harold Twisdale and seconded by Commissioner Jonathan Murphy to spread the report on the minutes.  
Motion carried; none opposed.

Motion to adjourn: Commissioner Stephen Shopher  
Seconded by: Commissioner Rusty Wooten  
Meeting adjourned at 6:40 p.m.


  
Bob Wilson, Chairman

MINUTES OF MAY TERM, 2021

MONDAY THE 10<sup>TH</sup>

Gmail - April Baptist Ambulance Monthly Report

https://mail.google.com/mail/u/0?ik=d8ba0255ea&view=pt&search=...



Bob Wilson <rwwilson979@gmail.com>

April Baptist Ambulance Monthly Report

1 message

Eric Messer <emesser@shoalsambulance.com>

Mon, May 10, 2021 at 9:24 AM

To: "rwwilson979@gmail.com" <rwwilson979@gmail.com>

Cc: Tommy Dunavant <tdunavant@tiptonco.com>

Good morning! Please find April's stats attached. Please let me know if you have any questions.

Thanks,

Eric

Included below is the information for the destination facility's numbers by 911 transports for April:


	April	MARCH
Baptist Tipton	241	224
Methodist North	192	175
Others	33	46
	466	445

Eric Messer

VP of Operations

205-937-3238 Cell

Emesser@priorityambulance.com



Baptist Ambulance

9595 Macon Road

Memphis, TN 38016

1 of 2

5/10/2021, 9:28 AM

BAPTIST Tipton County, TN 911						Apr-21
TRANSPORT ACTIVITIES						
TYPE OF SERVICE	# Calls	# TRANSPORTS	Transport %	Time On Task	Daily Averages	
					911	18.65
Total 911	560	466	83.21%	68 min		
Covington 1	295	246	83.39%			
Alcoa 3	94	78	80.85%			
Dummonds 4	75	63	84.00%			
Murford 2	96	81	84.38%			
TOTAL AMBULANCE	560	466				

CALL BREAKDOWN						TIMED PERFORMANCE	
DISP. CRITERIA	Total Calls	Dry Run (P/Retired)	Lost Calls	%Cancel	%DryRun	Response Goal	Ave Resp
911 Emergency Urban	295	49	0	12.3%	16.6%	9 min	7.42 min
911 Emergency Rural	265	45	0	21.1%	17.0%	12 min	9.63 min
TOTAL AMBULANCE	560	94	0				

TRANSPORT ACTIVITIES HOSPITAL TRANSPORTS						Daily Averages	
TYPE OF SERVICE	# Calls	# TRANSPORTS	Transport %	Time On Task	Non Emergent	Pt Went By Air	
						Patient by Air	0
Total Hospital	182	148	97.37%	92 minutes			
Emergency Hospital	84	80	95.24%				
Non Emergency Hospital	68	68	100.00%				

MINUTES OF MAY TERM, 2021

MONDAY THE 10<sup>TH</sup>



TIPTON COUNTY FIRE DEPARTMENT

261 Tate Rd  
Office 901-476-0217  
Drummonds, Tn. 38023

Jon Piercey, Fire Chief  
Jpiercey@tiptonco.com

**Emergency Call Totals for June 12th, 2020 - April 30th, 2021**

Responded to 651 Emergency Calls within the County

346 Calls between 7am – 5pm / (Daytime)

305 Calls between 5pm – 7am / (Evening)

Total of 613 hours for the month

**Statistics and Totals for June 12th, 2020 - April 30th, 2021**

1:00 PM was the Busiest Hour

Thursday was the Busiest Day of the Week

Average Response Time is 5:42 Drummonds AREA

Average Turnout Time is 1:06

Unit 101 has made 113 Incidents

Engine 1 has made 107 Incidents

Rescue 1 has made 461 Incidents

Kubota UTV has made 2 Incidents

Squad 1 has made 54 Incidents

1253.3 Training Hours Completed

7160 Part Time Hours Worked

1448:18 Man Hours on Emergency Calls

Busiest Shift was C Shift with 205 Calls

Tony Cavallo had the most Part Time Hours at 1337

Tipton County Fire Department – General Welfare May 2021 Report

Page 1 of 3

**Tipton County Fire Department has responded to:**

- 51 Fire Calls (Structure Fire, Grass Fires, Stove Fires)
- 413 EMS (General EMS, Car Accidents, Extrication Calls)
- 3 Hazardous Materials Calls
- 17 Service Calls (Animal Rescue, Police Issues, Elderly Assistance)
- 148 Good Intent Calls (Cancelled in Route, Controlled Burns)
- 19 False Alarms (Automatic Fire Alarms)

**Fire Districts TCFD Has responded to:**

- Fayette County -1
- Quito Fire - 179
- Munford Fire - 25
- Gilt Edge Fire - 16
- Garland Fire - 3
- Covington Fire - 24
- Brighton Fire - 9
- Three Star Fire - 11
- Mason Fire - 7
- Charleston Fire - 5
- Atoka Fire - 11
- Tipton County Fire / Drummonds - 360



## MINUTES OF MAY TERM, 2021

MONDAY THE 10<sup>TH</sup>

---

**Significant Events during June 12th, 2020 - April 30th, 2021**

Currently, we have 4 Full-Time Firefighters, 14 Part-Time Firefighters and 2 Volunteer Firefighters

We have a second Pumper/Tanker on order; due October 2021. All equipment is in station awaiting the arrival

We have started assisting Quito Fire Department with answer emergency calls. To date, we have answered 179 for their Department

We respond Mutual Aid to Quito Fire, Munford Fire and Gilt Edge Fire

We assist with the daily cleaning of the Drummonds Park; Trash cans and bathroom maintenance

We applied and have been awarded a Forestry Grant. Awaiting distribution of awarded supplies

We have applied for a CDBG Grant to help with the purchase of the necessary water rescue equipment; Rescue Boats, Rope Rescue Equipment, etc.

We are currently Training with the EMA Office equipment so we can all provided assistance when the EMA Office is activated for an emergency

Respectfully Submitted



*Jon Piercey*  
Fire Chief

---

SAID MOTION PASSED ON VOICE VOTE.



MONDAY THE 10<sup>TH</sup>

On motion by Commissioner Adams and seconded by Commissioner Adkins

it was ordered that the following Sheriff's report be approved:

Employee	Rank / Division	Years of Service
Javier Rodriguez	Detective/CID	16 Years
Betra Hinkson	Officer/Corrections Division	14 Years
Tiffany Buckner	Sergeant/Correction Division	6 Years
Lorin Raines	Deputy/Patrol Division	6 Years
Angela Hayes	Kitchen/Corrections Division	5 Years

**TIPTON COUNTY SHERIFF’S OFFICE**  
**APRIL 2021 – MONTHLY REPORT**  
**SHERIFF J. T. “PANCHO” CHUMLEY**

**Significant Activity**

- 02 April** – The Administrative Offices were closed in observance of Good Friday.
- 03 April**- The Tipton County Sheriff’s, along with Munford Police Department, Atoka Police Department, and Brighton Police Department assisted with traffic control during the “TRASHERCISE” across Tennessee campaign. The trash pickup was sponsored by Keep Tipton County Beautiful and the South Tipton Chamber of Commerce. The focus during this initiative was to clean up Highway 51 beginning at the south Tipton County line and ending at the South Covington city limits. All trash was collected and dumped at the Tipton County land fill.
- 05-09 April**- THP (Tennessee Highway Patrol) conducted their annual firearms training on the range.
- 07 April**- The Tipton County Sheriff’s Office presented a session on criminal justice for the TOTAL Youth program at Tennessee College of Applied Technologies (TCAT). Lieutenant John Weatherly gave a presentation on street gangs and jail operations. Detective Ernesto Byrd presented information on the criminal investigation division and SWAT operations, while Deputies Wesley Ballard, Tim Gross, and K-9 Helios put on a K-9 demonstration and discussed patrol operations. Students were intrigued about the operations of the office and had many questions. The Total Leadership Program in Tipton County is a joint project of the Covington-Tipton County and South Tipton County Chambers of Commerce. TOTAL provides a learning experience to help develop community awareness and leadership skills. The program focuses on current issues and concerns in Tipton County.
- 12-16 April** – Sheriff’s Office personnel delivered food trays and cookies to Tipton County Central Communications to thank dispatchers for their service during National Public Safety Telecommunicators Week.
- 12-15 April**- Detective Tonia Bruno and Detective Tremaine Reed attended a 5-day Homicide and Death Investigation School hosted by the TN Law Enforcement Training Officers Association. Detectives Bruno and Reed learned about the essential steps needed to be taken by First Responders to the scene of a death investigation, proper scene processing, witness interviewing, neighborhood canvassing; as well as, interview and interrogation techniques, medicolegal death investigations, interaction with the media, and health and wellness.



**TIPTON COUNTY SHERIFF’S OFFICE**  
**APRIL 2021 – MONTHLY REPORT**  
**SHERIFF J. T. “PANCHO” CHUMLEY**

**12-15 April-** Deputies Ben Roberson and Heather Andrews attended a 5-day Police Combative Training at the 2021 Spring TLETOA (Tennessee Law Enforcement Training Officers Association) conference in Smyrna, Tn. The instructor, Scott Ogradowczyk, taught defensive control techniques to students in order to control combative subjects who actively resist.

**15 April –** Chief Billy Daugherty, Captain Chris Williams, and Investigator Tyler Huelsing attended the Drug Free Tipton meeting via Zoom Conference call. The following topics were discussed:

- The documentary “If They Had Known” purchased for all seniors to watch county wide
- The impact of marijuana and impacts in places its legalized
- “Kick Butts” fundraiser was successful and raised \$1,350.81
- Compliance checks were conducted by Covington Police and Sheriff’s Office
- SOR (State Opioid Response) grant was awarded to Drug Free Tipton for \$40,000.00 over 2 years
- DRG (Disaster Relief Grant) was awarded to Drug Free Tipton for \$31,000.00 over 2 years
- Safe Harbor purchased the Dunlap Orphanage property and their plans are to provide in-house drug rehabilitation

**16 April-** Daniel Tutera was hired to the Patrol Division and began his in-house training with the Tipton County Sheriff’s Office 5-week training program. Tutera is a certified officer and has four years of experience with the Memphis Police Department.

**14-16 April-** Detective Javier Rodriguez attended 20 hours of training on (ICAC) Internet Crimes Against Children in Franklin, Tn. The training consisted of new data bases, cyber tips, networking, and case laws. The training was sponsored by the Tennessee Association of Chiefs of Police.

**21 April-** Captain Chris Williams, Detective Mark Daugherty, and Detective Tonia Bruno attended the Child Protective Investigation Team (CPIT) meeting, via conference call, where twenty-three cases (twenty-eight child victims) were discussed. Of the twenty-three cases, seventeen involved child sexual abuse, two involved physical abuse, three involved drug exposure, and one involved abuse death.

**22 April-** Detectives Tonia Bruno and Brandon Matlock met with students grades 6 – 12 at TCA (Tipton Christian Academy). Detectives spoke in depth about cyber bullying, internet safety, and sexual exploitation of minors. Students were made aware that all communication on any and all electronic devices is not 100 % secure, private, or destructible. Students were encouraged to report any suspicious activity or suspicious contact with known and unknown persons. Students were also given a brief synopsis on how electronic devices can be taken into evidence, searched, and possibly destroyed depending on contents.

**TIPTON COUNTY SHERIFF’S OFFICE**  
**APRIL 2021 – MONTHLY REPORT**  
**SHERIFF J. T. “PANCHE” CHUMLEY**

**22-23 April-** The Tipton County Sheriff’s Office conducted several traffic enforcement operations throughout the county. Operations were held Thursday and Friday during peak travel times. By placing additional patrol units on the roadways, it is the goal of Tipton County Sheriff’s Office to decrease the odds of speeding, impaired drivers, and the number of motor vehicle crashes.

During the operations, law enforcement officers 86 citations and warnings. These citations were issued for violations including: Speeding, Financial Responsibility, Drivers’ License Violations, Drug Violations, and Other Moving Violations.

These efforts are aided by the Tennessee Highway Safety Office (THSO) with additional funding that allows TCSO to continue these operations, so our roadways remain as safe as possible. Without the assistance from the THSO, many of our operations would not be possible.

**23 April-** Rhiannon Chambers from THSO (Tennessee Highway Safety Office) conducted a monitoring audit and there were no findings, report attached.

**27 April-** Reserve Division monthly training consisted of V-Academy assignment.

**27 April-** On Tuesday, 27 April, 2021, Sheriff Chumley and Chief Beasley attended a farewell reception honoring outgoing United States Attorney Mike Dunavant. Mike Dunavant served as the United States Attorney for the Western District of Tennessee after being appointed by former President of the United States, Donald J. Trump. U.S. Attorney Mike Dunavant was honored with gifts, plaques, etc... from various law enforcement officials as a token of their appreciation for his service to all of West Tennessee.

**29 April-** Captain Chris Williams attended the Child Fatality Review Team (CFRT) meeting via a conference call. This call concentrated on child fatalities that occurred in the District 25. A total of 5 child deaths were discussed ranging from medical deaths to accidental deaths to homicides.

**29-30 April-** Investigator Smith and Detective Rodriguez attended an Outlaw Motorcycle Gang class in Nashville at ROCIC (Regional Organized Crime Information Center) building. The course consisted of the identification of Outlaw MC (Motorcycle Club 1%) clubs, and the criminal element that they are involved. The course also relayed the updates and trends associated with the main clubs and their support clubs that help in the continuation of illegal activity. The attendees learned proper traffic stops when dealing with outlaw clubs and how to investigate crimes associated with club members. Students learned to identify what specific patches mean when worn and also why individuals have those patches after events that happen in that area, along with identifying what certain Tattoos mean. The instructor’s stressed that if agencies start seeing outlaw clubs in their area it is imperative to start investigating and compiling information so when incidents occur in that area, the clubs can be linked to those specific incidents.



MONDAY THE 10<sup>TH</sup>

## 752 | Page



# MINUTES OF MAY TERM, 2021

## MONDAY THE 10<sup>TH</sup>

---



04/26/2021

Lt. Walls,

Staff at the Tennessee Department of Safety and Homeland Security (TDOSHS), Tennessee Highway Safety Office (THSO), conducted an on-site review on 04/23/2021 of the following project:

Tipton County Sheriff's Department  
Community-Based Traffic Safety Enforcement and Education  
PT-21-100

The monitoring was conducted in accordance with the Department of General Services policy on Grant and Sub-recipient Monitoring Policy #2013-007 (formerly the Department of Finance and Administration's Policy 22, *Sub-recipient Monitoring*) and the *Tennessee Sub-recipient Monitoring Manual*. TDOSHS/THSO conducted the on-site review in order to verify contractual compliance and included programmatic testing in the core areas of Activities Allowed and Unallowed, Civil Rights, Eligibility, and Reporting as outlined in *General Services' Policy #2013-007 and the Tennessee Sub-recipient Monitoring Manual*. An on-site review is substantially less in scope than an audit.

TDOSHS/THSO identified no issues of noncompliance during the on-site review.

We appreciate the assistance provided by your agency during the course of the review. If you have any questions please call me at (615) 741-2589.

Sincerely,

*Rhiannon Chambers*

Rhiannon Chambers  
Program Manager

---

Tennessee Highway Safety Office • 312 Rosa L. Parks Avenue • 25th Floor • Nashville, TN 37243  
Tel: 615-741-2589 • [www.tntrafficsafety.org](http://www.tntrafficsafety.org)

---

SAID MOTION PASSED ON VOICE VOTE.




IN RE: TIPTON COUNTY 2019 TAX RECONCILIATION REPORT

On motion by Commissioner Murphy and seconded by Commissioner Copeland it was ordered that the following Tipton County 2019 Tax Reconciliation Report be spread upon the minutes:

2019 TAX RECONCILIATION							
3/31/2021	County Assessed Taxes	State Assessed Public Utilities	Total Taxes	Less Returned Checks	Balance Total Taxes	Less TMA Audit Adjustments	Distributed Taxes
October	\$1,406,788.58	\$0.00	\$1,406,788.58	\$0.00	\$1,406,788.58	\$0.00	\$1,406,788.58
November	\$1,072,100.62	\$0.00	\$1,072,100.62	(\$1,208.00)	\$1,070,892.62	(\$1,079.00)	\$1,069,813.62
December	\$10,745,302.34	\$0.00	\$10,745,302.34	(\$414.00)	\$10,744,888.34	(\$150.00)	\$10,744,738.34
January	\$1,961,578.94	\$164,256.00	\$2,125,834.94	(\$828.00)	\$2,125,006.94	\$0.00	\$2,125,006.94
February	\$5,343,014.80	\$1,190,198.00	\$6,533,212.80	(\$998.00)	\$6,532,214.80	\$0.00	\$6,532,214.80
March	\$1,278,515.32	\$61,079.00	\$1,339,594.32	(\$7,584.00)	\$1,332,010.32	\$0.00	\$1,332,010.32
April	\$156,285.57	\$177.00	\$156,462.57	(\$700.00)	\$155,762.57	\$0.00	\$155,762.57
May	\$153,560.91	\$3,880.00	\$157,440.91	(\$600.00)	\$156,840.91	\$0.00	\$156,840.91
June	\$91,465.00	\$0.00	\$91,465.00	\$0.00	\$91,465.00	(\$1,457.00)	\$90,008.00
Sub-Totals	\$22,208,612.08	\$1,419,590.00	\$23,628,202.08	(\$12,332.00)	\$23,615,870.08	(\$2,686.00)	\$23,613,184.08
July	\$376,831.84	\$2,325.00	\$379,156.84	(\$438.00)	\$378,718.84	(\$393.00)	\$378,325.84
August	\$284,664.50	\$3,234.00	\$287,898.50	\$0.00	\$287,898.50	\$0.00	\$287,898.50
September	\$30,559.50	\$16,707.00	\$47,266.50	\$0.00	\$47,266.50	\$0.00	\$47,266.50
October	\$63,630.00	\$0.00	\$63,630.00	\$0.00	\$63,630.00	\$0.00	\$63,630.00
November	\$26,406.45	\$0.00	\$26,406.45	\$0.00	\$26,406.45	\$0.00	\$26,406.45
December	\$62,124.38	\$0.00	\$62,124.38	\$0.00	\$62,124.38	\$0.00	\$62,124.38
January	\$36,679.24	\$0.00	\$36,679.24	\$0.00	\$36,679.24	\$0.00	\$36,679.24
February	\$43,175.17	\$0.00	\$43,175.17	\$0.00	\$43,175.17	(\$2,022.00)	\$41,153.17
March	\$152,490.84	\$0.00	\$152,490.84	(\$252.00)	\$152,238.84		\$152,238.84
Sub-Totals	\$1,076,561.92	\$22,266.00	\$1,098,827.92	(\$690.00)	\$1,098,137.92	(\$2,415.00)	\$1,095,722.92
Total	\$23,285,174.00	\$1,441,856.00	\$24,727,030.00	(\$13,022.00)	\$24,714,008.00	(\$5,101.00)	\$24,708,907.00

MINUTES OF MAY TERM, 2021

MONDAY THE 10<sup>TH</sup>

	
Taxes to be collected	\$23,433,736.00
Plus public utility tax	\$1,441,856.00
Total taxes to be collected	\$24,875,592.00
Less releases	(\$80,200.00)
Plus pick-ups	\$282,682.00
Adjusted taxes to be collected	\$25,078,074.00
Less collections above	(\$24,708,907.00)
	<u>\$369,167.00</u>
Less Bankruptcies	<u>(\$4,367.00)</u>
TOTAL	<u>\$364,800.00</u>
Respectfully submitted,	
	
Kristie Glass Maxwell, Tipton County Trustee	
March 31, 2021	
<div>Filed 4-5-21</div> <div> Mary Gaither Tipton County Clerk</div>	

SAID MOTION PASSED ON VOICE VOTE.

IN RE: TRUSTEE’S REPORT

The following report was submitted by the Tipton County Trustee:

Template Name: LGC Trustee Trial Balance			Tipton County Trustee		
Created by: LGC			Trustee Trial Balance Report		
			April 2021		
			User:		
			Date/Time:		
			Brenda Debasinski		
			5/4/2021 2:20 PM		
			Page 1 of 2		
Fund: 999	County Trustee				
AccountNumber	Account Description	Beginning Balance	Debits	Credits	Ending Balance
999-11120- - -	Cash On Hand	600.00	145,310,268.49	145,310,268.49	600.00
999-11130- - -	Cash In Bank - Patriot/FICA General Fund	0.00	2,023,086.08	2,023,086.08	0.00
999-11130- - -	Cash In Bank - Patriot/On-Line Payments	0.00	2,065,149.13	2,065,149.13	0.00
999-11130- - -	Cash In Bank - Patriot/FICA Public Works	0.00	443,801.15	443,801.15	0.00
999-11130- - -	Cash In Bank - Patriot/FICA Board of Ed	1,809,314.95	8,992,208.70	10,309,350.57	492,173.08
999-11130- - -	Cash In Bank - Patriot/Bus Clearing	53,649.43	13,285,650.36	13,197,455.40	141,844.41
999-11130- - -	Cash In Bank - Patriot/HSA	152.00	159,314.57	157,568.16	1,898.41
999-11130- - -	Cash In Bank - Patriot/Retirement	1,370,942.50	7,183,454.32	8,525,971.88	28,424.94
999-11130- - -	Cash In Bank - Patriot/Misc Dep/Contributions	0.00	200,429.36	198,856.27	1,573.09
999-11300- - -	Investments	0.00	89,078,785.23	192,063,153.22	4,613,297.14
999-11410- - -	Accounts Receivable	41,051,510.73	186,205,100.68	65,526,540.89	64,603,755.07
999-11410- - -	Accounts Receivable - County Trustee	0.00	113,681.00	677.00	113,004.00
999-11440- - -	Due From Other Funds	0.00	696.00	109,078.00	(108,382.00)
999-11440- - -	Due From Other Funds - County Trustee	0.00	321.00	321.00	0.00
999-11440- - -	Due From Other Funds - County Trustee - Received From	0.00	9,936.00	0.00	9,936.00
999-14310- - -	Undistributed Warrants	0.00	0.00	9,886.00	(9,886.00)
	Total	54,757,519.29	563,046,974.77	547,916,255.92	69,888,238.14
999-21100- - -	Accounts Payable	0.00	163,460.14	163,460.14	0.00
999-21100- - -	Accounts Payable - County Trustee	(133.00)	138,723.06	138,723.06	(133.00)
999-21500- -101-	Due To Other Funds - General	(14,041,667.52)	18,249,195.42	22,826,508.31	(18,618,980.41)
999-21500- -116-	Due To Other Funds - Solid Waste/Sanitation	(2,006,824.44)	1,187,911.23	987,806.57	(1,806,719.78)
999-21500- -122-	Due To Other Funds - Drug Fund	(338,474.11)	413,882.53	413,268.49	(337,860.07)
999-21500- -131-	Due To Other Funds - Highway/Public Works	(1,587,289.37)	4,972,209.59	6,273,840.68	(2,888,920.46)
999-21500- -141-	Due To Other Funds - School Federal Projects	(27,797,533.50)	71,683,810.07	79,413,966.73	(35,527,690.16)
999-21500- -142-	Due To Other Funds - School Federal Projects	(351,408.22)	8,252,206.25	12,148,896.83	(4,248,098.80)
999-21500- -143-	Due To Other Funds - Central Cafeteria	(2,582,351.26)	3,637,260.38	3,273,398.10	(2,218,488.98)
999-21500- -151-	Due To Other Funds - General Debt Service	(1,372,273.08)	66,526.98	1,092,213.18	(2,297,959.28)
999-21500- -171-	Due To Other Funds - General Capital Projects	(391,029.92)	19,745.52	556,025.00	(927,309.40)
999-21500- -177-	Due To Other Funds - Local Option Sales Tax	(978,960.61)	818,184.21	129.65	(160,906.05)
999-21500- -351-	Due To Other Funds - Payroll Clearing	0.00	4,721,668.15	4,721,668.15	0.00
999-21500- -920-	Due To Other Funds - Insurance Clearing	(1,809,314.95)	12,777,126.80	11,459,984.93	(492,173.08)
999-28310- - - -	Undistributed Taxes	(1,424,743.93)	21,871,900.25	20,619,324.08	(172,167.76)
999-28310- - - -	Undistributed Taxes - County Trustee	0.00	137,332.22	137,332.22	0.00
999-28311- - - -	Taxes Paid In Advance	(1,850.00)	25,696.00	23,846.00	0.00
999-28311- - - -	Taxes Paid In Advance - County Trustee	0.00	87,294.34	87,294.34	0.00
999-28320- - - -	Warrants Payable - County Trustee	(42,692.49)	100,755.40	81,973.30	(23,910.14)
999-29900- - - -	Fee/Commission Account	0.00	197,585.33	199,158.42	(1,573.09)
		(30,973.14)	763,838.65	798,213.19	(65,347.68)



MINUTES OF MAY TERM, 2021

MONDAY THE 10<sup>TH</sup>

Template Name: LGC Trustee Trial Balance		Tipton County Trustee		User:		Brenda Deischnit	
Created by: LGC		Trustee Trial Balance Report		Date/Time:		5/4/2021 2:20 PM	
		April 2021				Page 2 of 2	
Fund Totals: 999	County Trustee	Total	Liabilities	(54,757,519.29)	150,286,312.52	165,417,031.37	(69,888,238.14)
				0.00	713,333,287.29	713,333,287.29	0.00

Trustee Jean Maxwell  
5-4-21



MINUTES OF MAY TERM, 2021

MONDAY THE 10<sup>TH</sup>

Template Name:  
Created By: LGC

Tipton County Trustee  
RDB Report  
April 2021 thru April 2021

User:  
Date/Time: Brenda Delahunt  
5/4/2021 2:22 PM  
Page 1 of 3

Dept Description	Beginning Balance	Adjustments	Receipts	Transfers In	Disbursements	Transfers Out	Commissions	Ending Balance
101 General	-18,625,879.27	850.53	-1,522,492.03	0.00	1,513,847.61	0.00	14,692.75	-18,618,980.41
116 Solid Waste/Sanitation	-1,865,126.09	41.23	-41,870.62	0.00	99,896.39	0.00	339.31	-1,806,719.78
122 Drug Fund	-326,527.86	0.00	-16,759.08	0.00	5,411.92	0.00	14.95	-337,860.07
131 Highway/Public Works	-2,643,099.94	82.59	-598,094.36	0.00	348,083.14	0.00	4,108.11	-2,888,920.46
141 General Purpose School	-38,748,224.17	913.10	-8,549,492.36	0.00	11,727,292.69	0.00	41,820.58	-35,527,690.16
142 School Federal Projects	-336,241.11	0.00	-4,519,714.48	0.00	607,856.79	0.00	0.00	-4,248,098.80
143 Central Cafeteria	-2,142,411.16	0.00	-453,470.57	0.00	377,386.47	0.00	6.28	-2,218,488.98
151 General Debt Service	-2,372,444.22	69.34	-25,685.10	0.00	0.00	0.00	100.70	-2,397,959.28
171 General Capital Projects	-914,432.47	41.23	-13,159.96	0.00	0.00	0.00	241.80	-927,309.40
177 Education Capital Projects	-255,158.04	0.00	-129.65	0.00	94,381.64	0.00	0.00	-160,906.05
207 No Longer in Use	0.00	0.00	0.00	0.00	0.00	0.00	0.00	0.00
351 Local Option Sales Tax	0.00	0.00	-405,824.17	0.00	401,765.93	0.00	4,058.24	0.00
355 No Longer in Use	0.00	0.00	0.00	0.00	0.00	0.00	0.00	0.00
920 Payroll Clearing	-585,250.69	0.00	93,077.61	0.00	0.00	0.00	0.00	-492,173.08



Template Name: LCC  
Created By: LCC

Tipton County Trustee  
RDB Report  
April 2021 Thru April 2021

User:  
Date/Time:  
Brenda Delahunt  
5/4/2021 2:22 PM  
Page 3 of 3

Summary Of Assets

	Beginning Balance	Ending Balance
11120 Cash On Hand	600.00	600.00
11130 Cash In Bank	3,576,098.15	5,279,211.07
11300 Investments	65,597,115.93	64,603,755.07
11410 Accounts Receivable	15,327.00	4,622.00
11440 Due From Other Funds	1,025.00	50.00
14310 Undistributed Warrants	0.00	0.00
	69,190,166.08	69,886,238.14

Kristie Jean Maxwell  
5-4-21

Filed 5-10-21  
Mary Gaither  
Tipton County Clerk

## MINUTES OF MAY TERM, 2021

MONDAY THE 10<sup>TH</sup>

---

### **IN RE: ADJOURN COURT**

On motion by Commissioner Murphy and seconded by Commissioner Copeland it was ordered that the Legislative Body adjourn.

SAID MOTION PASSED ON VOICE VOTE.