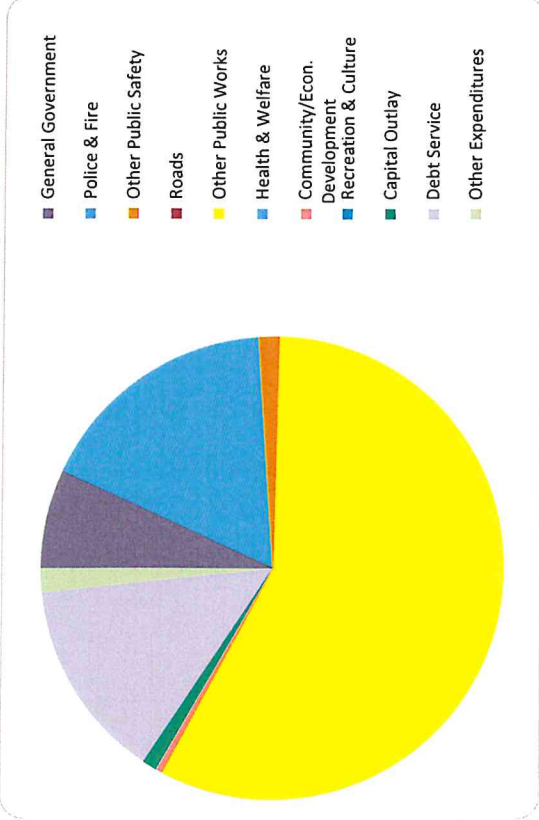


**CITIZEN'S GUIDE TO LOCAL UNIT FINANCES - SUMMIT TOWNSHIP (38-1170)**

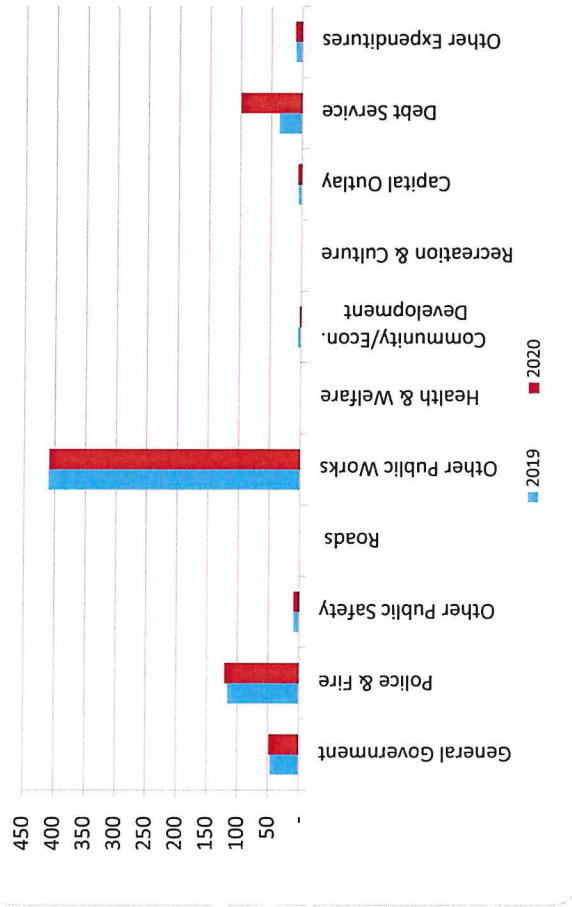
**1. Where we spend our money (all governmental funds)**



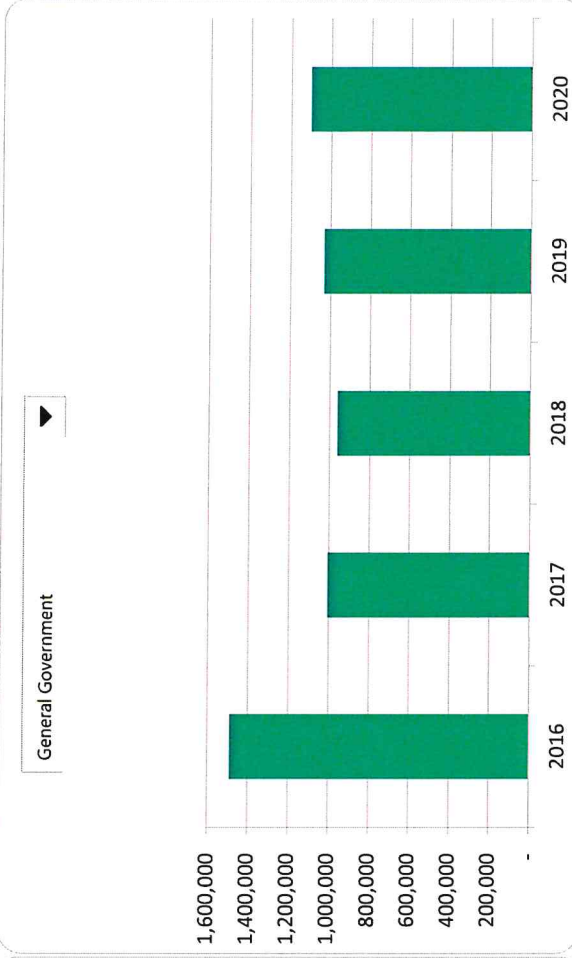
**2. Compared to the prior year**

	2019	2020	% change
General Government	\$ 1,030,457	\$ 1,099,725	6.72%
Police & Fire	2,601,595	2,728,759	4.89%
Other Public Safety	207,822	225,071	8.30%
Roads	-	-	N/A
Other Public Works	9,233,001	9,221,081	-0.13%
Health & Welfare	-	-	N/A
Community/Econ. Development	93,701	68,680	-26.70%
Recreation & Culture	-	10,554	N/A
Capital Outlay	107,721	154,721	43.63%
Debt Service	820,383	2,254,281	174.78%
Other Expenditures	229,600	276,010	20.21%
<b>Total Expenditures</b>	<b>\$ 14,324,280</b>	<b>\$ 16,038,882</b>	<b>11.97%</b>

**3. Spending per capita - compared to the prior year**



**4. Historical trends of individual departments:**



Commentary:

For more information on our unit's finances, contact David McCumber at 517-788-4113 ex 231.