

# South Lyon Community Schools

## League Alignment Discussion & Presentation

# Kensington Lake Activities Association

merger of

Western Lakes Activities Association

Kensington Valley Conference

Est. Fall 2008



*Western  
Lakes  
Activities  
Association*

# KVC to KLAA

## History

- KVC & WLAA teams had regularly scheduled games w/each other
- Continue & expand on those previously scheduled x-conference games
- KVC expansion- East & Howell Parker
  - Discussions were happening with member schools & other leagues

# KLAA Objectives

- Cost savings by reducing travel
- Limit # of late nights
  - Wayne to WL Northern
  - Lakeland to Pinckney
- Increase available study time

# KLAA Objectives

- Ease of scheduling
- Try to maintain 'closeness' of a league without being too big
- Establish league affiliation for sports that currently have limited sponsorship
- Align & assist in Middle School League

# KLAA

## Scheduling & Structural Philosophies

- Single & double round robin (H/A)
- Scheduling matrix & philosophy has evolved over the years. Additional x-overs & league scheduled contests
- A strictly tight geographic alignment

# KLAA Association Structure

## **One Association**

Kensington Lakes Activities Association



## **Two Conferences of 12 Teams**

Kensington & Lakes Conference



## **Four Divisions of 6 Teams**

Central, South, North & West

# Kensington Lakes Activities Association

Kensington Conference







Lakes Conference

| <b>SOUTH</b> | <b>CENTRAL</b>  | <b><u>NORTH</u></b>    | <b><u>WEST</u></b>    |
|--------------|-----------------|------------------------|-----------------------|
| Plymouth     | South Lyon      | WL Central             | Brighton              |
| Wayne        | Novi            | WL Northern            | Hartland              |
| Franklin     | Northville      | WL Western             | Howell                |
| Churchill    | South Lyon East | Waterford<br>Kettering | Parker<br>Grand Blanc |
| Canton       | Stevenson       | Waterford<br>Mott      | Pinckney              |
| John Glenn   | Salem           | Lakeland               | Milford               |

## 2015-2016 CURRENT STATE ENROLLMENT

|    |                            |             |    |                             |             |     |                           |             |     |                          |            |
|----|----------------------------|-------------|----|-----------------------------|-------------|-----|---------------------------|-------------|-----|--------------------------|------------|
| 1  | Macomb Dakota              | 2921        | 46 | Hudsonville HS              | 1763        | 91  | Edsel Ford HS             | 1380        | 136 | Renaissance HS           | 1140       |
| 2  | <b>Grand Blanc</b>         | <b>2727</b> | 47 | Bloomfield Hills HS         | 1751        | 92  | Portage Northern HS       | 1375        | 137 | OA Carlson HS            | 1140       |
| 3  | Clarkston HS               | 2707        | 48 | Belleville HS               | 1735        | 93  | Lincoln Park HS           | 1363        | 138 | Kearsley HS              | 1138       |
| 4  | Utica Eisenhower HS        | 2669        | 49 | Skyline HS                  | 1703        | 94  | East Detroit HS           | 1361        | 139 | Truman HS                | 1136       |
| 5  | Utica Stevenson HS         | 2634        | 50 | Kalamazoo Central HS        | 1693        | 95  | Portage Central HS        | 1351        | 140 | Marquette HS             | 1131       |
| 6  | Chippewa Valley HS         | 2611        | 51 | Romeo HS                    | 1673        | 96  | Roosevelt HS              | 1346        | 141 | Greenville HS            | 1128       |
| 7  | East Kentwood HS           | 2581        | 52 | Grand Ledge HS              | 1663        | 97  | Lakeview HS               | 1344        | 142 | Forest Hills Northern HS | 1124       |
| 8  | <b>Howell</b>              | <b>2567</b> | 53 | Fraser HS                   | 1658        | 98  | Grosse Pointe North HS    | 1341        | 143 | East Lansing HS          | 1123       |
| 9  | Rockford HS                | 2561        | 54 | Stoney Creek HS             | 1654        | 99  | East English Village Prep | 1338        | 144 | Central HS               | 1115       |
| 10 | Fordson HS                 | 2477        | 55 | <b>Waterford Mott</b>       | <b>1651</b> | 100 | Southgate Anderson HS     | 1335        | 145 | Muskegon HS              | 1113       |
| 11 | Lake Orion HS              | 2398        | 56 | Rochester HS                | 1649        | 101 | <b>Pinckney</b>           | <b>1326</b> | 146 | Fenton HS                | 1108       |
| 12 | Troy HS                    | 2329        | 57 | L'Anse Creuse HS            | 1644        | 102 | Swartz Creek HS           | 1322        | 147 | Ypsilanti Community      | 1088       |
| 13 | West Ottawa HS             | 2299        | 58 | <b>Wayne Memorial</b>       | <b>1643</b> | 103 | Lathrup HS                | 1320        | 148 | Holland HS               | 1081       |
| 14 | Cass Technical HS          | 2285        | 59 | Mercy HS (F)                | 817         | 104 | Crestwood HS              | 1308        | 149 | Cody HS                  | 1074       |
| 15 | <b>Northville</b>          | <b>2281</b> | 60 | Grosse Pointe South HS      | 1629        | 105 | Forest Hills Central HS   | 1304        | 150 | Byron Center HS          | 1070       |
| 16 | <b>Brighton</b>            | <b>2211</b> | 61 | Traverse City West HS       | 1623        | 106 | Alpena HS                 | 1285        | 151 | Holly HS                 | 1068       |
| 17 | Athens HS                  | 2153        | 62 | <b>Churchill</b>            | <b>1620</b> | 107 | Ottawa Hills HS           | 1280        | 152 | Thurston HS              | 1064       |
| 18 | Detroit Catholic Central   | 1069        | 63 | <b>Franklin</b>             | <b>1615</b> | 108 | Brother Rice HS (M)       | 639         | 153 | Mt Pleasant HS           | 1061       |
| 19 | Utica Ford II HS           | 2080        | 64 | Adams HS                    | 1612        | 109 | Southfield HS             | 1269        | 154 | Brandon HS               | 1060       |
| 20 | <b>Canton</b>              | <b>2076</b> | 65 | <b>Walled Lake Northern</b> | <b>1611</b> | 110 | North Farmington HS       | 1267        | 155 | Allen Park HS            | 1058       |
| 21 | Monroe HS                  | 2066        | 66 | Loy Norrix HS               | 1580        | 111 | Bay City Western HS       | 1264        | 156 | St Johns HS              | 1053       |
| 22 | <b>Salem HS</b>            | <b>2063</b> | 67 | De La Salle Collegiate      | 786         | 112 | Port Huron Northern HS    | 1260        | 157 | Gull Lake HS             | 1050       |
| 23 | Lapeer                     | 2059        | 68 | Roseville HS                | 1567        | 113 | HH Dow HS                 | 1256        | 158 | Zeeland East HS          | 1040       |
| 24 | <b>Plymouth</b>            | <b>2057</b> | 69 | Heritage HS                 | 1562        | 114 | Pontiac HS                | 1252        | 159 | Waverly HS               | 1035       |
| 25 | Grand Haven HS             | 2050        | 70 | Sterling Heights HS         | 1561        | 115 | Berkley HS                | 1248        | 160 | Mason HS                 | 1033       |
| 26 | Pioneer HS                 | 2025        | 71 | Bedford HS                  | 1561        | 116 | Wylie E Groves HS         | 1248        | 161 | St Mary Preparatory      | 516        |
| 27 | <b>Hartland</b>            | <b>2017</b> | 72 | Western International       | 1546        | 117 | Royal Oak HS              | 1248        | 162 | Kenowa Hills HS          | 1030       |
| 28 | <b>Novi</b>                | <b>2017</b> | 73 | Martin Luther King HS       | 1537        | 118 | Jackson HS                | 1244        | 163 | Avondale HS              | 1010       |
| 29 | L'Anse Creuse North HS     | 2001        | 74 | Carman-Ainsworth HS         | 1533        | 119 | Flushing HS               | 1242        | 164 | Hamtramck HS             | 984        |
| 30 | Anchor Bay HS              | 1946        | 75 | Oak Park HS                 | 1530        | 120 | Mona Shores HS            | 1239        | 165 | St Joseph HS             | 980        |
| 31 | Oxford HS                  | 1945        | 76 | Woodhaven HS                | 1528        | 121 | Okemos HS                 | 1239        | 166 | East Grand Rapids HS     | 975        |
| 32 | West Bloomfield HS         | 1932        | 77 | Cousino HS                  | 1514        | 122 | <b>South Lyon</b>         | <b>1224</b> | 167 | Petoskey HS              | 970        |
| 33 | Dearborn HS                | 1921        | 78 | <b>Waterford Kettering</b>  | <b>1512</b> | 123 | Reeths-Puffer HS          | 1222        | 168 | Marian HS (F)            | 481        |
| 34 | Saline HS                  | 1879        | 79 | U of D Jesuit HS (M)        | 743         | 124 | Harrison HS               | 1218        | 169 | Owosso HS                | 961        |
| 35 | Union HS                   | 1837        | 80 | <b>Milford</b>              | <b>1484</b> | 125 | Lake Shore HS             | 1215        | 170 | DeWitt HS                | 960        |
| 36 | <b>Stevenson</b>           | <b>1831</b> | 81 | Caledonia HS                | 1476        | 126 | Garden City HS            | 1213        | 171 | Eastern HS               | 956        |
| 37 | Grandville HS              | 1825        | 82 | Traverse City Central       | 1474        | 127 | Wyoming HS                | 1211        | 172 | Romulus HS               | 956        |
| 38 | <b>John Glenn</b>          | <b>1817</b> | 83 | <b>Walled Lake Western</b>  | <b>1462</b> | 128 | John F Kennedy HS         | 1193        | 173 | Trenton HS               | 953        |
| 39 | Warren Mott HS             | 1810        | 84 | Midland HS                  | 1419        | 129 | Central HS                | 1192        | 174 | Linden HS                | 947        |
| 40 | Huron HS                   | 1795        | 85 | Jenison HS                  | 1418        | 130 | Northview HS              | 1183        | 175 | Cedar Springs HS         | 943        |
| 41 | Holt HS                    | 1788        | 86 | Everett HS                  | 1417        | 131 | Farmington HS             | 1176        | 176 | Gaylord HS               | 940        |
| 42 | Utica HS                   | 1788        | 87 | Lincoln HS                  | 1403        | 132 | Mattawan HS               | 1175        | 177 | Sturgis HS               | 926        |
| 43 | <b>Lakeland</b>            | <b>1770</b> | 88 | Lakeview HS                 | 1400        | 133 | Lowell HS                 | 1168        | 178 | <b>South Lyon East</b>   | <b>923</b> |
| 44 | <b>Walled Lake Central</b> | <b>1766</b> | 89 | Port Huron HS               | 1397        | 134 | Dexter HS                 | 1166        | 179 | Saginaw Arthur Hills     | 916        |
| 45 | Davison HS                 | 1765        | 90 | Seaholm HS                  | 1392        | 135 | Warren Woods-Tower HS     | 1150        | 180 | Riverview                | 912        |

# KLAA Central Division Enrollment #'s & Championships

|   | School          | Enrollment | Division Winning %<br>All Sports | Division Championships<br>2008-15 |
|---|-----------------|------------|----------------------------------|-----------------------------------|
|    | NORTHVILLE      | 2281       | .0760                            | 65                                |
|    | NOVI            | 2017       | 0.671                            | 55                                |
|    | STEVENSON       | 1831       | 0.519                            | 20                                |
|    | SALEM           | 2065       | 0.475                            | 25                                |
|  | SOUTH LYON      | 1224       | 0.371                            | 18                                |
|  | SOUTH LYON EAST | 923        | 0.147                            | 4                                 |

# East High School

## Post Season Success/KLAA Results

| MHSAA ACHIEVEMENT                              | KLAA DIVISION RECORD |
|--|----------------------|
| 2013 MHSAA Boys Track Regional Champions       | 0-5                  |
| 2013 MHSAA Baseball District Champions         | 0-15                 |
| 2014 MHSAA Baseball District Champions         | 5-11                 |
| 2014 MHSAA Wrestling District Champions        | 0-5                  |
| 2016 MHSAA Wrestling District Champions        | 0-5                  |
| 2014 MHSAA Girls Track Regional Champions      | 0-5                  |
| 2014 MHSAA Girls Soccer District Champions     | 3-4-3                |
| 2015 MHSAA Girls Soccer District Champions     | 2-6-2                |
| 2015 MHSAA Softball District Champions         | 9-7                  |
| 2015 MHSAA Girls Basketball District Champions | 6-4                  |

# Factors for Change

- Student Body Morale
- Low Tryout Numbers
- Low Team Numbers
- Retention/Turn Over of Staff
- Competitive Equity

# KLAA Re-alignment Efforts

## 14-15 School Year

- Early 2014- Some members schools begin conversations about potential KLAA league re-alignment.
- 10/6/2014- A KLAA realignment sub-committee meeting was held at SLHS. Meeting to involve only invited subcommittee members, but multiple school districts attended.
- 10/27/2014- At monthly KLAA AD meeting, motion was made to keep division alignments the same, 19 of 24 members voted in favor.
- Spring of 2015- KLAA Principals were to discuss with Superintendents realignment and interest.

# KLAA Re-alignment Efforts

## 15-16 School Year

- 9/30/15- HVS & Pinckney Superintendents send letter to all KLAA Superintendents inviting them to attend a meeting to discuss potential KLAA realignment. Many attended, several refused.
- 11/2/15- Principal/AD meeting. Principals task Athletic Directors to submit 2 proposals that take enrollment & geography into account.
- 11/02/15- Athletic Directors meet afterwards on alignment, all but 1 of the discussed proposals later withdrawn.
- 12/7/15- HVS, Pinckney, SLCS, Waterford & WLCS admins meet to discuss possibilities of potentially creating a new league.
- 12/9/15- Athletic Directors meet to discuss varying proposals and vote on which two proposals to send to principals.
- 1/26/16- Monthly AD meeting, strength of schedule (SOS) proposal introduced.
- 2/9/16- Special AD meeting to discuss the SOS realignment models.
- 3/7/16- Principals vote on enrollment & geography alignment proposals, all were voted down.
- 3/8/16- HVS, Pinckney, SLCS, Waterford & WLCS admins have a follow up meeting to continue discussions on a potential new league.
- 3/23/16- Special AD meeting to discuss new SOS models and vote to potentially send to Principal's. AD's vote down proposal.

# KLAA Athletic Directors A-D Proposal Voting Results

| PROPOSAL          | FOR | AGAINST |
|-------------------|-----|---------|
| Remain status quo | 16  | 8       |
| Prop. A           | 10  | 14      |
| Prop. B           | 14  | 10      |
| Prop. C           | 9   | 15      |
| Prop. D           | 13  | 11      |

## KLAA PRINCIPAL/AD Meeting 3-7-16

- **Proposal B** received the most support from the Athletic Directors and was sent onto the Principals for their vote.
- Principals vote down **Proposal B** 17-6, with 1 absent vote.
- **Proposal B** received support from Milford, South Lyon, South Lyon East, Pinckney, Waterford Mott & Waterford Kettering.

# S.O.S. VOTING RESULTS

|                      | "SOS" 12 & 12 |          | "SOS" 24 |           | "SOS" 12 & 12 - Football |           |
|----------------------|---------------|----------|----------|-----------|--------------------------|-----------|
|                      | FOR           | AGAINST  | FOR      | AGAINST   | FOR                      | AGAINST   |
| Brighton             | 0             | 1        | 0        | 1         | 0                        | 1         |
| Canton               | 1             | 0        | 0        | 1         | 0                        | 1         |
| Grand Blanc          | 1             | 0        | 0        | 1         | 0                        | 1         |
| Hartland             | 1             | 0        | 0        | 1         | 1                        | 0         |
| Howell               | 1             | 0        | 0        | 1         | 1                        | 0         |
| Lakeland             | 0             | 1        | 0        | 1         | 0                        | 1         |
| Livonia Churchill    | 1             | 0        | 0        | 1         | 1                        | 0         |
| Livonia Franklin     | 1             | 0        | 0        | 1         | 1                        | 0         |
| Livonia Stevenson    | 1             | 0        | 0        | 1         | 1                        | 0         |
| Milford              | 1             | 0        | 0        | 1         | 1                        | 0         |
| Northville           | 1             | 0        | 0        | 1         | 1                        | 0         |
| Novi                 | 1             | 0        | 0        | 1         | 1                        | 0         |
| Pinckney             | 1             | 0        | 0        | 1         | 1                        | 0         |
| Plymouth             | 1             | 0        | 0        | 1         | 0                        | 1         |
| Salem                | 1             | 0        | 0        | 1         | 1                        | 0         |
| South Lyon           | 0             | 1        | 1        | 0         | 0                        | 1         |
| South Lyon East      | 0             | 1        | 1        | 0         | 0                        | 1         |
| Walled Lake Central  | 0             | 1        | 0        | 1         | 0                        | 1         |
| Walled Lake Northern | 0             | 1        | 0        | 1         | 0                        | 1         |
| Walled Lake Western  | 0             | 1        | 0        | 1         | 0                        | 1         |
| Waterford Kettering  | 1             | 0        | 0        | 1         | 1                        | 0         |
| Waterford Mott       | 0             | 1        | 0        | 1         | 0                        | 1         |
| Wayne Memorial       | 1             | 0        | 0        | 1         | 1                        | 0         |
| Westland John Glenn  | 1             | 0        | 0        | 1         | 1                        | 0         |
| <b>TOTALS</b>        | <b>16</b>     | <b>8</b> | <b>2</b> | <b>22</b> | <b>13</b>                | <b>11</b> |

# Potential Options

## KLAA

- Team(s) leaving
- Team(s) joining
- Previous experiences

## Possible New League

- Lakeland (1770)
- Milford (1484)
- Pinckney (1326)
- South Lyon (1224)
- South Lyon East (923)
- Walled Lake Central (1766)
- Walled Lake Northern (1611)
- Walled Lake Western (1462)
- Waterford Kettering (1512)
- Waterford Mott (1651)

## Southeastern Conference

- Adrian
- Ann Arbor Huron
- Ann Arbor Pioneer
- Ann Arbor Skyline
- Chelsea
- Dexter
- Monroe
- Saline
- Tecumseh
- Temperance Bedford
- Ypsilanti Community
- Ypsilanti Lincoln

## Oakland Activities Association

- Auburn Hills Avondale
- Berkley
- Birmingham Groves
- Birmingham Seaholm
- Bloomfield Hills
- Clarkston
- Farmington
- Farmington Hills Harrison
- Ferndale
- Hazel Park
- Lake Orion
- North Farmington
- Oak Park
- Oxford
- Pontiac
- Rochester
- Rochester Adams
- Rochester Hills Stoney Creek
- Royal Oak
- Southfield
- Southfield-Lathrup
- Troy
- Troy Athens
- West Bloomfield

# New League ?

- Similar Enrollments
- Geography
- Travel Times
- Competitive Equity
- Alignment of both Athletic & Student Activities
- Ease of Scheduling

## Average 1-way Travel

| School                 | Current      | New League  | SOS Model   |
|------------------------|--------------|-------------|-------------|
| Milford                | 20.12        | 13.84       | 15.6        |
| WL Western             | 9.12         | 12.48       | 18.8        |
| Pinckney               | 26.34        | 20.78       | 34.4        |
| <b>South Lyon</b>      | <b>10.78</b> | <b>9.82</b> | <b>22.0</b> |
| <b>South Lyon East</b> | <b>7.38</b>  | <b>9.88</b> | <b>17.0</b> |
| Lakeland               | 7.92         | 6.06        | 15.0        |
| WL Central             | 6.82         | 7           | 17.8        |
| Wat. Mott              | 8.42         | 7.62        | 21.0        |
| WL Northern            | 6.4          | 5.28        | 16.8        |
| Wat. Kettering         | 8.88         | 7.56        | 20.6        |

# New League Scheduling Options

- Single round robin, play every school once
- 2- Divisions based on geography with a double round robin. Teams would play each other home & away
- X-overs with the other division
- Ability to still schedule some games outside of league

# Timelines

- Mid- May, Schools confirm district support to proceed with new league
- June 6<sup>th</sup>, schools provide a 1 year notice to KLAA membership to not return for the 17-18 school year
- 16-17 School Year, teams continue in current KLAA alignment & Schedule. Begin groundwork for new league

Thank you!