

## Schedule Tips for 6<sup>th</sup> Grade Students

**Q: What classes will I go to on the first day of school, since it's a half day?**

A: Students will go to all 6 of their classes on the first day of school. Class periods will be shortened on that day to 27 minutes, with a 5 minute passing time between classes.

**Q: How do I know when I eat lunch?**

A: Your schedule will have a letter next to 4th period. There are three lunches – A, the beginning of 4<sup>th</sup> hour. B, during 4<sup>th</sup> hour, and C, after 4<sup>th</sup> hour.

**Q: There are 2 cafeterias. How do I know where I eat lunch?**


A: On your first day of school your teachers will share this information as part of your "orientation" to 6<sup>th</sup> grade.

**Q: What do the codes T1, T2, and T3 mean? And how can I have more than one class during the same period?**

A: Sixth grade students have a three elective **rotation**. The classes are called trimesters, each approximately 12 weeks. **T1**, the first trimester, is during marking periods 1 and 2. **T2** is marking periods 3 and 4. **T3** is marking periods 5 and 6. So you only have one of these classes at a time during a particular hour of the day. During the year, your teachers will let you know when one rotation class is ending and another will be starting. When it is time to change rotations, we post class lists for the new classes to help students remember their schedule.

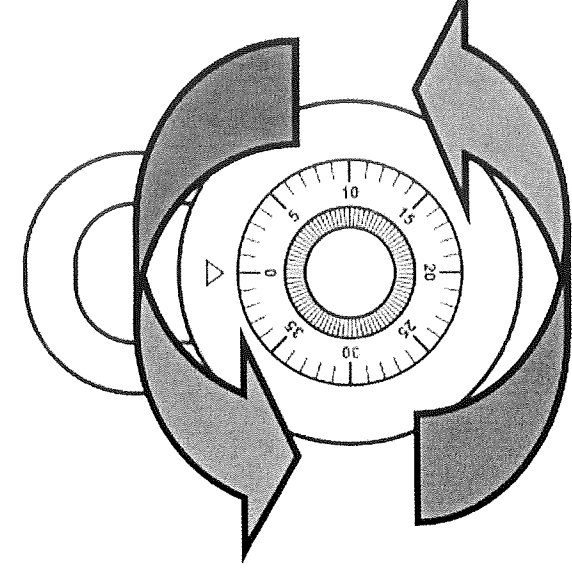
**Q: Why do I have the same class listed twice on my schedule for the same period but with different teachers?**

A: Many classes are "co-taught" with 2 teachers in the classroom at the same time. The room number on your schedule is the same for both teachers. You will report to that room.



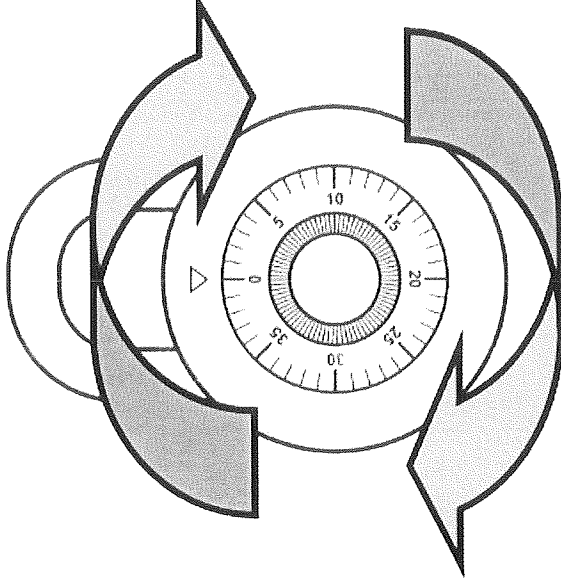
### Step 1

Turn your combination lock 3 full turns to the right and stop on your **1st** number.



### Step 2

Turn your combination lock to the left, pass your **2nd** number and stop on it the second time.



### Step 3

Turn your combination lock to the right and stop on your **3rd** number. Pull your lock down to open.

## How to Open your Combination Lock