SKYWARD ELEMENTARY FAMILY ACCESS

Rev. 6/13/18

Parents have access to a variety of information via the Skyward system. Each parent is provided a unique Login ID. First time parent users are assigned a random password which then may be changed to whatever the user prefers.

<u>If you forget your login or password</u>:

Click on the link under the Sign In button.
Enter your email address and click Submit.
You'll receive an email containing a link to the reset page. Click the link.

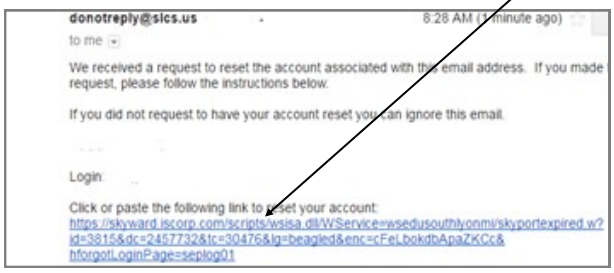

*** If this email doesn't arrive after a short while, check your Spam Folder.*

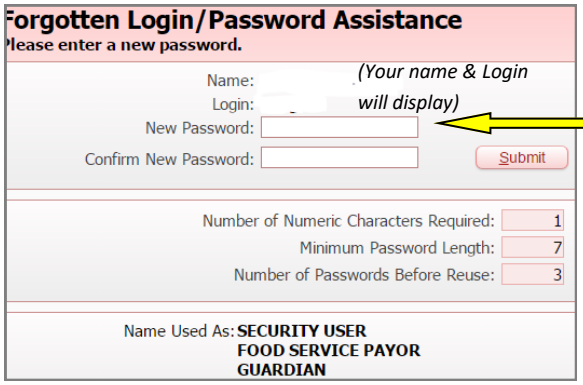

YOU enter a new password for yourself here.

It can be whatever you'd like, using the criteria listed.

Type this new password again in the Confirm New Password box.

Click Submit.

Return to the Skyward Login screen and enter your Login ID and the new password you just created.

<u>NOTE</u>: You can login to Skyward from the SLCS website or via the free Mobile App. Make sure you have downloaded the latest version of the Mobile App so you have access to all of the features.

<u>Elementary Family Access Home Page</u>

Food Service messages appear in the center.
Your choices are listed along the left side.

Click this arrow and a list of all of your students will drop down.

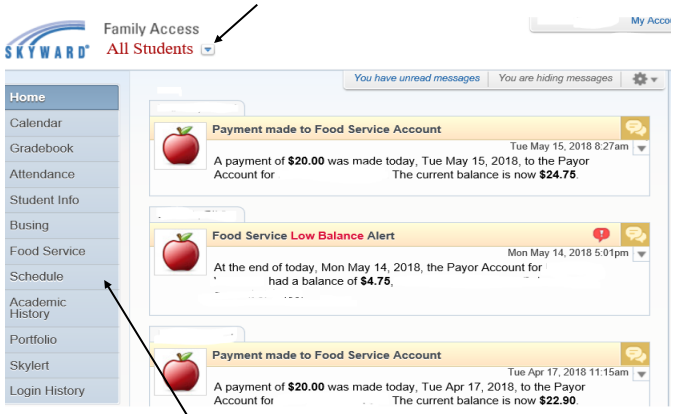

Click on **Attendance** to view current information

Click on **Busing** for **Bus Stop** data

Click on **Food Service** to go to that screen

<u>Check Account Balance</u>

<u>Make a Payment</u>

<u>Review Purchases</u>

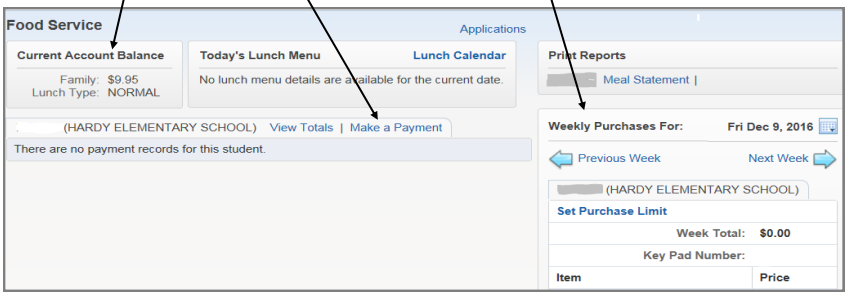

Click on **Schedule** to view your child's classroom and Teacher assignment.